



Scientific article

UDC 547.057-7.8

DOI: 10.52957/2782-1900-2024-5-2-109-126

SYNTHESIS OF SULFONYLAMIDES CONTAINING AN ISOXAZOLE MOIETY

L. A. Komshina, A. D. Kotov, M. V. Blumina, E. A. Vasilieva

Ludmila A. Komshina, Candidate of Chemical Sciences, Associate Professor; Alexander D. Kotov, Doctor of Chemical Sciences, Professor; Maria V. Blumina, Candidate of Chemical Sciences, Elena A. Vasilieva
Yaroslavl State Pedagogical University named after K.D. Ushinsky, Yaroslavl, Russia,
kotad@mail.ru

Keywords:
sulfonamides, sulfonyl chlorination, regioselectivity, isoxazoles

Abstract. The authors obtained a number of new sulfonamides with isoxazole moiety by sulfonyl chlorination of bicyclic systems containing isoxazole heterocycle and interaction of the obtained sulfonyl chlorides with amino compounds. The authors also obtained isoxazole derivatives containing a sulfogroup in the isoxazole ring by sulfonyl chlorination of 3-aryl-5-N-acylaminoisoxazoles.

For citation:

Komshina, L.A., Kotov, A.D., Blumina, M.V. & Vasilieva, E.A. (2024) Synthesis of sulfonamides containing an isoxazole moiety, *From Chemistry Towards Technology Step-By-Step*, 5(2), pp. 109-126 [online]. Available at: <https://chemintech.ru/ru/nauka/issue/5176/view>

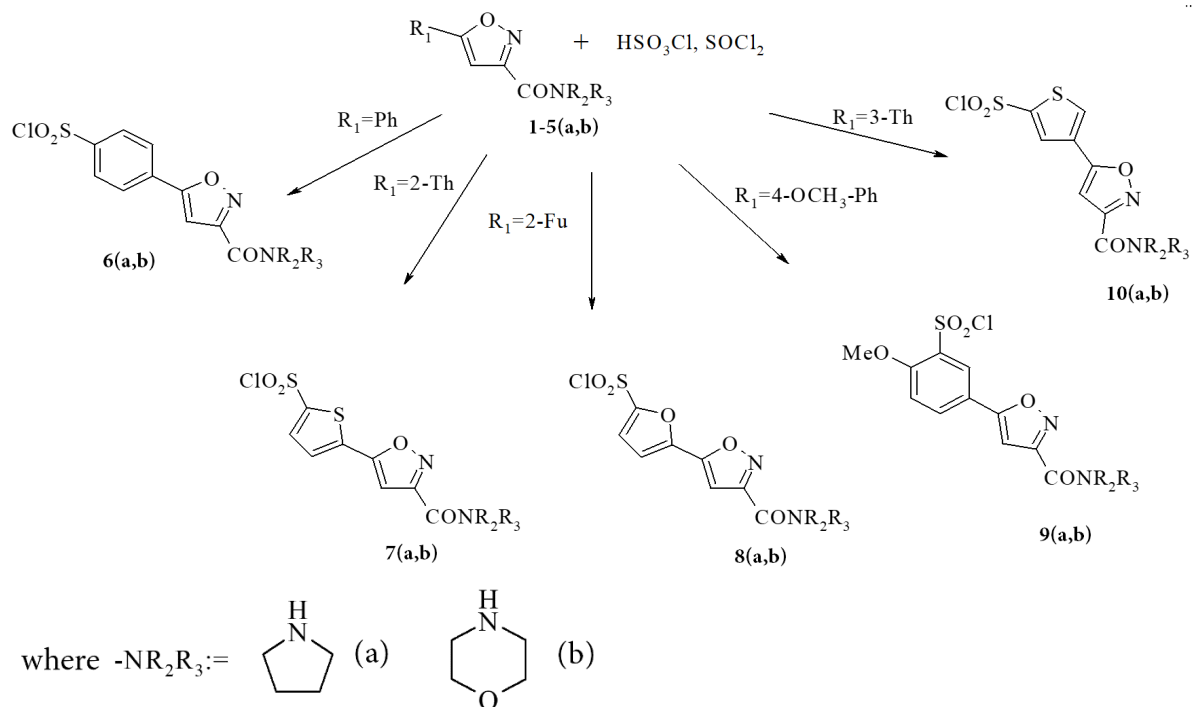
Introduction

Sulfonamide group is an important functional group in organic compounds. It is widely presented in pharmaceutical preparations in forms of various natural and synthetic compounds. Traditionally, sulfonamides are considered as antibacterial agents. However, they include compounds with different biological activities: hypoglycaemic [1, 2], antitumour [3], antiviral [4-9], antiepileptic [10], hypotensive [11], antiprotozoal [12], antifungal [13], anticancer [14-16], anti-inflammatory [17], diuretic [18], etc. [19-21]. Also, sulfonamides are a convenient and efficient source of nitrogen and are used in the construction of C-N bonds [22]. Additionally, an adduct of sulfonamide and vitamin C improves the optical properties of polyvinyl alcohol, which makes its use in the production of optical devices possible [23].

Researchers are focusing on sulfonamide derivatives of heteroaromatic systems because of their high and specific biological activity. There are few literature data on sulfonamide derivatives of isoxazoles. However, some of this class compounds have established pharmacological potential [24]. In this regard, the development of methods for the preparation of new sulfonamides containing the isoxazole fragment is a very urgent task.

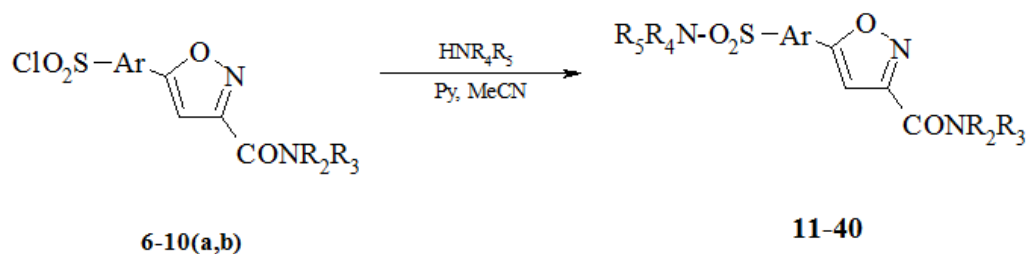


The main approach to the synthesis of sulfonamides is the sulfonyl chlorination of the corresponding substrates [25] and the interaction of the resulting sulfonyl chlorides with ammonia or amino compounds. Carboxamide derivatives of bicyclic systems containing an isoxazole heterocycle, **1-5(a, b)** were sulfonyl chlorinated in the presence of thionyl chloride with excess chlorosulfonic acid. Therefore, we obtained sulfonyl chlorides **6-10(a, b)** regioselectively.



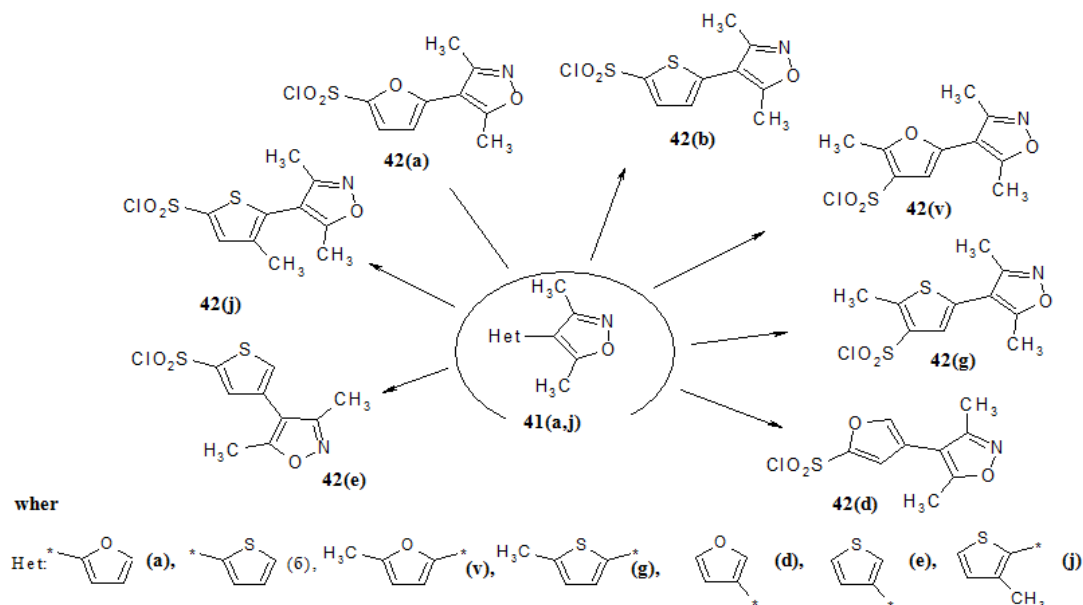
Nevertheless, the isoxazole radical appears as a *para*-orientant in the benzene ring despite its electron acceptor character. Obviously, it concerns with the stabilisation of the σ -complex in the *para*-position to the isoxazole fragment due to the formation of a resonance structure with the localisation of the positive charge on the oxygen atom.

We synthesised a library of sulfonyl chlorides **11-40** containing an isoxazole moiety on the basis of the obtained sulfonyl chlorides **6-10(a, b)** by their interaction with aliphatic and aromatic amines in the presence of pyridine in acetonitrile.

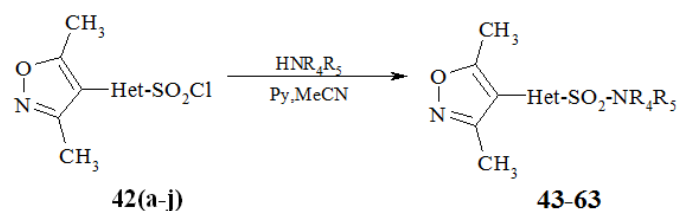


where HNR_4R_5 is pyrrolidin, morpholine and 4-methoxyaniline

We obtained the sulfonyl chlorides **42(a-j)** by sulfonyl chlorides of 4-heteryl-substituted-3,5-dimethylisoxazoles **41(a-j)** containing furan or thiophene cycles.

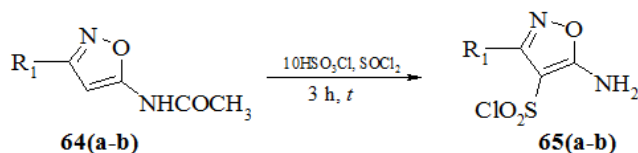


We obtained sulfonamide derivatives of 4-furan- and 4-thiophene-3,5-dimethylisoxazoles from the obtained sulfonyl chlorides.

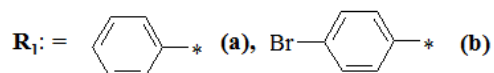


where HNR_4R_5 is pyrrolidin, morpholine and 4-methoxyaniline

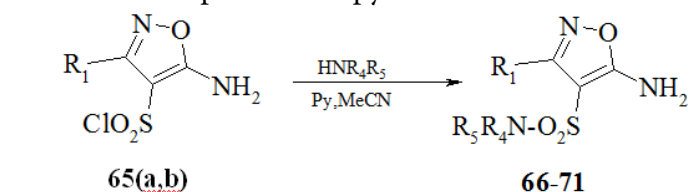
The authors also obtained isoxazole derivatives containing a sulfogroup in the isoxazole ring by sulfonyl chlorination of 3-aryl-5-*N*-acylaminoisoxazoles **64(a,b)**.



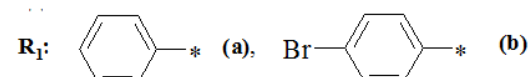
where



The deacylation reaction of the amino group occurs simultaneously with sulfonyl chlorination. The corresponding sulfonyl chlorides **66-71** were synthesised using sulfonyl chlorides **65(a,b)** in acetonitrile in the presence of pyridine.



where



where HNR_4R_5 is pyrrolidin, morpholine and 4-methoxyaniline



Thus, we obtained a number of new sulfonylamides with isoxazole fragment. The identification of the synthesized compounds and general methods of their synthesis are presented in the experimental part.

Experimental part

NMR spectra were recorded on a Varian XL-400 instrument for solutions in CDCl_3 or $\text{DMSO}-d_6$ at 25 °C. The signal of tetramethylsilane was used as a standard one. We recorded mass spectra on a Perkin Elmer Clarus 680 chromatography-mass spectrometer (GC) + Clarus SQ 8T (MS) using an ELITE-5ms 30m×0.25mm×0.25um capillary column. We performed elemental analysis on a Perkin Elmer 2400. We determined the melting temperature using a Büchi M-560 melting point and boiling point apparatus.

General methodology for sulfonyl chlorides synthesis. We added 0.01 mol of the substrate to a mixture of 0.10 mol of chlorosulfonic acid and 0.01 mol of thionyl chloride cooled in an ice bath under intensive stirring in portions. The mixture was kept under refrigeration until the precipitate was completely dissolved, then heated at 60 °C for 1 h. We poured the mixture into a blend of ice with 50 mL of chloroform. We separated the organic layer, washed with 50 ml of 5% soda solution, dried with sodium sulfate. The flash solution was chromatographed on silica gel, the solvent was evaporated.

General methodology for sulphonylamides synthesis. We added 0.001 mol of the appropriate amine to a mixture of 0.001 mol of sulfonyl chloride and 0.002 mol of pyridine in 5 ml acetonitrile. We have stirred the reaction mixture at 60 °C for 1 h. We added 5 ml of water and filtered off the precipitate. The product was purified by silica gel column chromatography by elution with a 50:50 ethyl acetate-petroleum ether mixture. We obtained crystals of sulfonylamides after evaporation of the solvent.

4-[3-(Pyrrolidin-1-carbonyl)isoxazol-5-yl]-benzenesulfonyl chloride **6(a)**. Yield is 78%, white crystals, *T* melt. 187-189 °C. NMR spectrum ^1H (CDCl_3 , δ , ppm, *J*/Hz): 1.98 (4H, m, 2 CH_2 pyrrolidine); 3.65 (2H, m, CH_2N pyrrolidine); 3.89 (2H, m, CH_2N pyrrolidine); 7.13 (1H, c, H-4 isoxazole); 8.00 (2H, d, *J*=8.5, C_6H_4); 8.14 (2H, d, *J*=8.5, C_6H_4). Mass-spectrum (EI, 70 eV), *m/z* (*I*_{rel.} %): 340 [M]⁺ (5), 144 (7), 114 (7), 98 (31), 70 (100), 56 (76). Found, %: C 49.30; H 3.85; N 8.26; S 9.43. $\text{C}_{14}\text{H}_{13}\text{ClN}_2\text{O}_4\text{S}$. Calculated, %: C 49.34; H 3.85; N 8.22; S 9.41.

4-[3-(Morpholine-1-carbonyl)isoxazol-5-yl]-benzenesulfonyl chloride **6(b)**. Yield is 77%, white crystals, *T* melt. 195-197 °C. NMR spectrum ^1H (CDCl_3 , δ , ppm, *J*/Hz): 3.74 (2H, m, CH_2N morpholine); 3.79 (4H, m, CH_2N , CH_2O morpholine); 3.97 (2H, m, CH_2N morpholine); 7.05 (1H, s, H-4 isoxazole); 8.00 (2H, d, *J*=8.5, C_6H_4), 8.13 (2H, d, *J*=8.5, C_6H_4). Mass-spectrum (EI, 70 eV), *m/z* (*I*_{rel.} %): 356 [M]⁺ (7), 326 (13), 270 (15), 115 (15), 114 (29), 86 (55), 56 (100). Found, %: C 47.03; H 3.68; N 7.89; S 9.00. $\text{C}_{14}\text{H}_{11}\text{ClN}_2\text{O}_5\text{S}$. Calculated, %: C 47.13; H 3.85; N 7.85; S 8.99.

5-[3-(Pyrrolidin-1-carbonyl)isoxazol-5-yl]-thiophene-2-sulfonyl chloride **7(a)**. Yield is 80%, white crystals, *T* melt. 127-129 °C. NMR spectrum ^1H (CDCl_3 , δ , ppm, *J*/Hz): 1.98 (4H, m, 2 CH_2 pyrrolidine); 3.66 (2H, m, CH_2N pyrrolidine); 3.88 (2H, m, CH_2N pyrrolidine); 7.02 (1H, s, H-4 isoxazole); 7.5 (d, *J*=4.3, H-4 thiophene); 7.86 (1H, d, *J*=4.3, H-3 thiophene).



Mass-spectrum (EI, 70 eV), m/z ($I_{rel.}$ %): 346 $[M]^+$ (1), 213 (6), 98 (46), 82 (13), 70 (71), 69 (43), 56 (74), 55 (100), 39 (25). Found, %: C 41.49; H 3.20; N 8.12; S 18.53. $C_{12}H_{11}ClN_2O_4S_2$. Calculated, %: C 41.56; H 3.20; N 8.08; S 18.49.

5-[3-(Morpholine-1-carbonyl)isoxazol-5-yl]-thiophene-2-sulfonyl chloride **7(b)**. Yield is 74%, light-brown crystals, T melt. 165-167 °C. NMR spectrum 1H ($CDCl_3$, δ , ppm, J/Hz): 1.9 (4H, m, 2 CH_2N morpholine); 3.72 (2H, m, CH_2O morpholine); 3.93 (2H, m, CH_2O morpholine); 6.94 (1H, s, H-4 isoxazol); 7.51 (1H, d, $J=1.6$, H-4 thiophene); 7.86 (1H, d, $J=1.6$, H-3 thiophene). Mass-spectrum (EI, 70 eV), m/z ($I_{rel.}$ %): 362 $[M]^+$ (3), 334 (3), 276 (12), 114 (31), 86 (27), 70 (100), 56 (85). Found, %: C 39.69; H 3.06; N 7.76; S 17.71. $C_{12}H_{11}ClN_2O_5S_2$. Calculated, %: C 39.73; H 3.06; N 7.72; S 17.67.

5-[3-(Pyrrolidin-1-carbonyl)isoxazol-5-yl]-furan-2-sulfonyl chloride **8(a)**. Yield is 81%, white crystals, T melt. 80-83 °C. NMR spectrum 1H ($CDCl_3$, δ , ppm, J/Hz): 1.98 (4H, m, 2 CH_2 pyrrolidine); 3.65 (2H, m, CH_2N pyrrolidine); 3.86 (2H, m, CH_2N pyrrolidine); 7.06 (1H, d, $J=3.9$, H-4 furan); 7.13 (1H, s, H-4 isoxazol); 7.38 (1H, d, $J=3.9$, H-3 furan). Mass-spectrum (EI, 70 eV), m/z ($I_{rel.}$ %): 330 $[M]^+$ (2), 295 (1), 98 (54), 70 (59), 56 (100). Found, %: C 43.50; H 3.36; N 8.51; S 9.71. $C_{12}H_{11}ClN_2O_5S$. Calculated, %: C 43.58; H 3.35; N 8.47; S 9.69.

5-[3-(Morpholine-1-carbonyl)isoxazol-5-yl]-furan-2-sulfonyl chloride **8(b)**. Yield is 77%, brown crystals, T melt. 110-112 °C. NMR spectrum 1H ($CDCl_3$, δ , ppm, J/Hz): 3.67 (2H, m, CH_2N morpholine); 3.74 (4H, m, CH_2N , CH_2O morpholine); 3.84 (2H, m, CH_2O morpholine); 7.05 (1H, d, $J=3.9$, H-4 furan); 7.24 (1H, s, H-4 isoxazol); 7.37 (1H, d, $J=3.9$, H-3 furan). Mass-spectrum (EI, 70 eV), m/z ($I_{rel.}$ %): 346 $[M]^+$ (6), 318 (3), 316 (7), 260 (14), 114 (34), 86 (26), 70 (100), 56 (88). Found, %: C 41.49; H 3.20; N 8.12; S 9.26. $C_{12}H_{11}ClN_2O_6S$. Calculated, %: C 41.57; H 3.20; N 8.08; S 9.25.

2-Methoxy-5-[3-(pyrrolidin-1-carbonyl)isoxazol-5-yl]-benzolsulfonyl chloride **9(a)**. Yield is 77%, white crystals, T melt. 80-85 °C. NMR spectrum 1H ($CDCl_3$, δ , ppm, J/Hz): 1.85 (4H, m, 2 CH_2 pyrrolidine); 3.53 (2H, m, CH_2N pyrrolidine); 3.75 (2H, m, CH_2N pyrrolidine); 4.00 (3H, s, OCH_3); 6.81 (1H, s, H-4 isoxazol), 7.15 (1H, d, $J=8.5$, H-3 C_6H_3); 7.97 (1H, dd, $J_1=1.1$, $J_2=8.5$, H-4 C_6H_3); 8.24 (1H, d, $J=1.1$, H-6 C_6H_3). Mass-spectrum (EI, 70 eV), m/z ($I_{rel.}$ %): 370 $[M]^+$ (7), 335 (2), 237 (15), 115 (16), 98 (45), 70 (100), 56 (68). Found, %: C 48.50; H 4.08; N 7.59; S 8.66. $C_{15}H_{15}ClN_2O_5S$. Calculated, %: C 48.59; H 4.08; N 7.55; S 8.65.

2-Methoxy-5-[3-(morpholin-1-carbonyl)isoxazol-5-yl]-benzolsulfonyl chloride **9(b)**. Yield is 76%, white crystals, T melt. 110-112 °C. NMR spectrum 1H ($CDCl_3$, δ , ppm, J/Hz): 2.58 (2H, m, CH_2N morpholine); 3.61 (4H, m, CH_2N , CH_2O morpholine); 3.74 (2H, m, CH_2O morpholine); 3.95 (3H, s, OCH_3); 6.71 (1H, s, H-4 isoxazol); 7.13 (1H, d, $J=8.5$, H-3 C_6H_3); 7.94 (1H, dd, $J_1=1.1$, $J_2=8.5$, H-4 C_6H_3); 8.17 (2H, d, $J=1.1$, H-6 C_6H_3). Mass-spectrum (EI, 70 eV), m/z ($I_{rel.}$ %): 386 $[M]^+$ (2), 351 (1), 237 (6), 115 (24), 114 (40), 86 (38), 56 (100). Calculated, %: C 46.53; H 3.91; N 7.28; S 8.30. $C_{15}H_{15}ClN_2O_6S$. Calculated, %: C 46.58; H 3.91; N 7.24; S 8.29.

4-[3-(Pyrrolidin-1-carbonyl)isoxazol-5-yl]-thiophene-2-sulfonyl chloride **10(a)**. Yield is 76%, white crystals, T melt. 175-177 °C. NMR spectrum 1H ($CDCl_3$, δ , ppm, J/Hz): 1.94 (4H, m, 2 CH_2 pyrrolidine); 3.63 (2H, m, CH_2N pyrrolidine); 3.85 (2H, m, CH_2N pyrrolidine); 6.9 (1H, s, H-4 isoxazole); 8.13 (1H, d, $J=1.6$, H-4 thiophene); 8.20 (1H, d, $J=1.6$, H-3 thiophene). Mass-



spectrum (EI, 70 eV), m/z ($I_{rel.}$ %): 346 [M]⁺ (2), 247 (17), 150 (5), 98 (39), 70 (82), 69 (44), 56 (100), 39 (28). Found, %: C 41.49; H 3.20; N 8.12; S 18.53. $C_{12}H_{11}ClN_2O_4S_2$. Calculated, %: C 41.56; H 3.20; N 8.08; S 18.49.

4-[3-(Morpholine-4-carbonyl)isoxazol-5-yl]-thiophene-2-sulfonyl chloride **10(b)**. Yield is 78%, light-brown crystals, T melt. 170-173 °C. NMR spectrum ¹H (CDCl₃, δ , ppm, J /Hz): 3.68 (2H, m, CH₂N morpholine); 3.72 (4H, m, CH₂N, CH₂O morpholine); 3.85 (2H, m, CH₂O morpholine); 6.82 (1H, s, H-4 isoxazol); 8.13 (1H, d, J =1.6, H-5 thiophene); 8.20 (1H, d, J =1.6, H-3 thiophene). Mass-spectrum (EI, 70 eV), m/z ($I_{rel.}$ %): 362 [M]⁺ (2), 276 (10), 233 (20), 114 (23), 86 (30), 70 (83), 56 (95), 42 (100), 39 (11). Found, %: C 39.70; H 3.06; N 7.76; S 17.71. $C_{12}H_{11}ClN_2O_5S_2$. Calculated, %: C 39.73; H 3.06; N 7.72; S 17.67.

{5-[4-(Pyrrolidin-1-sulfonyl)-phenyl]-isoxazol-3-yl}-pyrrolidin-1-yl-methanone **11**. Yield is 74%, white crystals, T melt. 190-192 °C. NMR spectrum ¹H (DMSO- d_6 , δ , ppm, J /Hz): 1.66 (4H, m, 2CH₂ pyrrolidine); 1.89 (4H, m, 2CH₂ pyrrolidine); 3.18 (4H, m, CH₂N pyrrolidine); 3.52 (2H, m, CH₂N pyrrolidine); 3.71 (2H, m, 2CH₂N pyrrolidine); 7.53 (1H, s, H-4 isoxazol); 7.96 (2H, d, J =8.2, H-2, H-6 C₆H₄); 8.18 (2H, d, J =8.2, H-3, H-5 C₆H₄). Mass-spectrum (EI, 70 eV), m/z ($I_{rel.}$ %): 375 [M]⁺ (10), 240 (13), 115 (8), 76 (11), 70 (100), 42 (93), 39 (19). Found, %: C 57.49; H 5.64; N 11.25; S 8.56. $C_{18}H_{21}N_3O_4S$. Calculated, %: C 57.59; H 5.64; N 11.19; S 8.54.

{5-[4-(Morpholine-4-sulfonyl)-phenyl]-isoxazol-3-yl}-pyrrolidin-1-yl-methanone **12**. Yield is 78%, white crystals, T melt. 187-189 °C. NMR spectrum ¹H (DMSO- d_6 , δ , ppm, J /Hz): 1.90 (4H, m, 2CH₂ pyrrolidine); 2.92 (4H, m, 2CH₂N morpholine); 3.52 (2H, m, CH₂N pyrrolidine); 3.63 (4H, m, CH₂O morpholine); 3.72 (2H, m, 2CH₂N pyrrolidine); 7.56 (1H, c, H-4 isoxazol); 7.90 (2H, d, J =8.5, H-2,6 Ar); 8.22 (2H, d, J =8.5, H-3,5 Ar). Mass-spectrum (EI, 70 eV), m/z ($I_{rel.}$ %): 391 [M]⁺ (8), 240 (8), 98 (20), 86 (40), 70 (53), 56 (100), 42 (28). Found, %: C 55.20; H 5.41; N 10.79; S 8.21. $C_{18}H_{21}N_3O_5S$. Calculated, %: C 55.23; H 5.41; N 10.73; S 8.19.

N-(4-methoxy-phenyl)-4-[3-(pyrrolidin-1-carbonyl)-isoxazol-5-yl]-benzene sulphonylamide **13**. Yield is 77%, white crystals, T melt. 167-169 °C. NMR spectrum ¹H (DMSO- d_6 , δ , ppm, J /Hz): 1.88 (4H, m, 2CH₂ pyrrolidine); 3.51 (2H, m, CH₂N pyrrolidine); 3.66 (3H, s, OCH₃); 3.69 (2H, m, CH₂N pyrrolidine); 6.81 (2H, d, J =8.5, H-2,6 Ar²); 6.98 (2H, d, J =8.5, H-3,5 Ar²); 7.45 (1H, s, H-4 isoxazol); 7.8 (2H, d, J =8.5, 2, H-6 Ar¹); 8.09 (2H, d, J =8.5, H-3,5 Ar¹); 10.04 (1H, s, NH). Mass-spectrum (EI, 70 eV), m/z ($I_{rel.}$ %): 427 [M]⁺ (3), 123 (9), 122 (100), 95 (15), 70 (9), 56 (19), 42 (16). Found, %: C 58.89; H 4.96; N 9.88; S 7.51. $C_{21}H_{21}N_3O_5S$. Calculated, %: C 59.00; H 4.95; N 9.83; S 7.50.

Morpholine-4-yl-{5-[4-(pyrrolidine-1-sulfonyl)-phenyl]-isoxazol-3-yl}-methanone **14**. Yield is 76%, white crystals, T melt. 215-217 °C. NMR ¹H (DMSO- d_6 , δ , ppm, J /Hz): 1.66 (4H, m, 2CH₂ pyrrolidine); 3.18 (4H, m, 2CH₂N pyrrolidine); 3.63 (4H, m, 2CH₂N morpholine); 3.68 (4H, m, 2CH₂O morpholine); 7.5 (1H, s, H-4 isoxazol); 7.96 (2H, d, J =8.5, H-2,6 Ar); 8.17 (2H, d, J =8.5, H-3,5 Ar). Mass-spectrum (EI, 70 eV), m/z ($I_{rel.}$ %): 391 [M]⁺ (5), 199 (7), 115 (9), 114 (19), 86 (30), 70 (69), 42 (100), 39(10). Found, %: C 55.19; H 5.41; N 10.79; S 8.21. $C_{18}H_{21}N_3O_5S$. Calculated, %: C 55.23; H 5.41; N 10.73; S 8.19.

{5-[4-(Morpholine-4-sulfonyl)-phenyl]-isoxazol-3-yl}-morpholine-4-yl-methanone **15**. Yield is 78%, white crystals, T melt. 225-227 °C. NMR ¹H (DMSO- d_6 , δ , ppm, J /Hz): 2.92 (4H,



m, 2CH₂N morpholin); 3.63 (8H, m, 2CH₂N, 2CH₂O morpholin); 7.53 (1H, s, H-4 isoxazol); 7.91 (2H, d, *J*=8.5, H-2 Ar); 8.21 (2H, d, *J*=8.5, H-6 Ar). Mass-spectrum (EI, 70 eV), *m/z* (*I*_{rel.} %): 407 [M]⁺ (9), 377 (6), 171 (9), 115 (7), 114 (15), 86 (80), 70 (36), 56 (100), 42 (48). Found, %: C 52.90; H 5.20; N 10.36; S 7.88. C₁₈H₂₁N₃O₆S. Calculated, %: C 53.06; H 5.20; N 10.31; S 7.87.

N-(4-methoxy-phenyl)-4-[3-(morpholine-4-carbonyl)-isoxazol-5-yl]-benzene sulphonylamide **16**. Yield is 77%, white crystals, *T* melt. 140-143 °C. NMR ¹H (DMSO-*d*₆, δ, ppm, *J*/Hz): 3.61 (4H, m, 2CH₂N morpholine); 3.66 (4H, m, CH₂N, CH₂O morpholine); 3.67 (3H, s, OCH₃); 6.80 (2H, d, *J*=8.5, H-2,6 Ar¹); 6.97 (2H, d, *J*=8.5, H-3,5 Ar¹); 7.42 (1H, s, H-4 isoxazol); 7.82 (2H, d, *J*=8.0, H-2,6 Ar²); 8.09 (2H, d, *J*=8.0, H-3,5 Ar¹); 10.04 (1H, s, NH). Mass-spectrum (EI, 70 eV), *m/z* (*I*_{rel.} %): 443 [M]⁺ (2), 171 (7), 123 (9), 122 (100), 95 (13), 70 (14), 56 (11). Found, %: C 56.79; H 4.78; N 9.52; S 7.24. C₂₁H₁₁N₃O₆S. Calculated, %: C 56.88; H 4.77; N 9.48; S 7.23.

{5-[5-(Pyrrolidin-1-sulfonyl)-thiophen-2-yl]-isoxazol-3-yl}-pyrrolidin-1-yl-methanone **17**. Yield is 75%, white crystals, *T* melt. 195-197 °C. NMR ¹H (DMSO-*d*₆, δ, ppm, *J*/Hz): 1.71 (4H, m, 2CH₂ pyrrolidine); 1.89 (4H, m, CH₂ pyrrolidine); 3.25 (8H, m, CH₂ pyrrolidine); 3.51 (2H, m, CH₂ pyrrolidine); 3.69 (2H, m, CH₂ pyrrolidine); 7.42 (1H, c, H-4 isoxazol); 7.81 (1H, d, *J*=3.6, H-3 thiophen); 7.8 (1H, d, *J*=3.6, H-2 thiophen). Mass-spectrum (EI, 70 eV), *m/z* (*I*_{rel.} %): 381 [M]⁺ (6), 98 (53), 70 (87), 69 (21), 56 (64), 55 (100), 42 (86), 39 (11). Found, %: C 50.29; H 5.03; N 11.07; S 16.84. C₁₆H₁₉N₃O₄S₂. Calculated, %: C 50.38; H 5.02; N 11.02; S 16.81.

{5-[5-(Morpholine-4-sulfonyl)-thiophen-2-yl]-isoxazol-3-yl}-pyrrolidin-1-yl-methanone **18**. Yield is 77%, white crystals, *T* melt. 170-173 °C. NMR ¹H (DMSO-*d*₆, δ, ppm, *J*/Hz): 1.89 (4H, m, 2CH₂ pyrrolidine); 3.0 (4H, m, CH₂N morpholine); 3.51 (2H, m, CH₂N pyrrolidine); 3.69 (6H, m, 2CH₂O morpholine, CH₂ pyrrolidine); 7.43 (1H, s, H-4 isoxazol); 7.78 (1H, d, *J*=3.9, H-3 thiophen); 7.95 (1H, d, *J*=3.9, H-2 thiophen). Mass-spectrum (EI, 70 eV), *m/z* (*I*_{rel.} %): 397 [M]⁺ (2), 98 (36), 86 (28), 70 (42), 69 (12), 56 (100), 55 (65). Found, %: C 48.20; H 4.82; N 10.62; S 16.16. C₁₆H₁₉N₃O₅S₂. Calculated, %: C 48.35; H 4.82; N 10.57; S 16.13.

5-[3-(Pyrrolidine-1-carbonyl)-isoxazol-5-yl]-thiophene-2-sulphonic acid 4-methoxyphenylamide **19**. Yield is 78%, white crystals, *T* melt. 215-217 °C. NMR ¹H (DMSO-*d*₆, δ, ppm, *J*/Hz): 1.88 (4H, m, 2CH₂ pyrrolidine); 3.49 (2H, m, CH₂N pyrrolidine); 3.65 (2H, m, CH₂N pyrrolidine); 3.69 (3H, s, OCH₃); 6.87 (2H, d, *J*=8.9, CH₂O Ar); 7.05 (2H, d, *J*=8.9, H-4,6 Ar); 7.35 (1H, sc, H-4 isoxazol); 7.52 (d, 1H, *J*=3.9, H-3 thiophen); 7.75 (1H, d, *J*=3.9, H-2 thiophen); 10.3 (1H, s, NH). Mass-spectrum (EI, 70 eV), *m/z* (*I*_{rel.} %): 433 [M]⁺ (4), 123 (10), 122 (100), 98 (10), 95 (15), 70 (8), 56 (20), 55 (29), 42 (11). Found, %: C 52.59; H 4.42; N 9.74; S 14.82. C₁₉H₁₉N₃O₅S₂. Calculated, %: C 52.64; H 4.42; N 9.69; S 14.79.

Morpholine-4-yl-{5-[5-(pyrrolidin-1-sulfonyl)-thiophen-2-yl]-isoxazol-3-yl}-methanone **20**. Yield is 74%, yellow crystals, *T* melt. 145-147 °C. NMR ¹H (DMSO-*d*₆, δ, ppm, *J*/Hz): 1.71 (4H, m, 2CH₂ pyrrolidine); 3.24 (4H, m, 2CH₂N pyrrolidine); 3.61 (4H, m, CH₂N morpholine); 3.67 (4H, m, 2CH₂O morpholine); 7.38 (1H, s, H-4 isoxazol); 7.82 (1H, d, *J*=3.3, H-3 thiophen); 7.9 (1H, d, *J*=3.3, H-2 thiophen). Mass-spectrum (EI, 70 eV), *m/z* (*I*_{rel.} %): 397 [M]⁺ (6), 150 (8), 114 (31), 86 (22), 70 (84), 69 (10), 56 (41), 55 (17), 42 (100). Found, %: C 48.25; H 4.82; N 10.62; S 16.16. C₁₆H₁₉N₃O₅S₂. Calculated, %: C 48.35; H 4.82; N 10.57; S 16.13.



{5-[5-(Morpholine-4-sulfonyl)-thiophen-2-yl]-isoxazol-3-yl}-morpholine-4-yl-methanone **21**. Yield is 73%, white crystals, *T* melt. 140-142 °C. NMR ¹H (DMSO-*d*₆, δ, ppm, *J*/Hz): 2.99 (4H, m, 2CH₂N morpholine); 3.61 (4H, m, 2CH₂N morpholine); 3.67 (4H, m, 2CH₂O morpholine); 7.40 (1H, s, H-4 isoxazol); 7.78 (1H, d, *J*=5.3, H-4 thiophen); 7.93 (1H, d, *J*=5.3, H-4 thiophen). Mass-spectrum (EI, 70 eV), *m/z* (*I*_{rel.} %): 413 [M]⁺ (6), 114 (23), 86 (50), 70 (49), 56 (100), 42(56). Found, %: C 46.40; H 4.64; N 10.21; S 15.54. C₁₆H₁₉N₃O₆S₂. Calculated, %: C 46.48; H 4.63; N 10.16; S 15.51.

5-[3-(Morpholine-4-carbonyl)-isoxazol-5-yl]-thiophene-2-sulphonic acid 4-methoxyphenylamide **22**. Yield is 75%, pink crystals, *T* melt. 130-132 °C. NMR ¹H (DMSO-*d*₆, δ, ppm, *J*/Hz): 3.59 (4H, m, 2CH₂N morpholine); 3.65 (4H, m, 2CH₂N morpholine); 3.69 (3H, s, OCH₃); 6.86 (2H, d, *J*=8.5, H-2 Ar); 7.04 (2H, d, *J*=8.5, H-6 Ar); 7.32 (1H, s, H-4 isoxazol); 7.52 (1H, d, *J*=3.0, H-3 thiophen); 7.73 (1H, d, *J*=3.0, H-2 thiophen); 10.29 (1H, ex.s., NH). Mass-spectrum (EI, 70 eV), *m/z* (*I*_{rel.} %): 449 [M]⁺ (2), 122 (100), 114 (5), 70 (22), 56 (16), 42 (27). Found, %: C 50.69; H 4.26; N 9.40; S 14.29. C₁₉H₁₉N₃O₆S₂. Calculated, %: C 50.77; H 4.26; N 9.35; S 14.26.

{5-[5-(Pyrrolidin-1-sulfonyl)-furan-2-yl]-isoxazol-3-yl}-pyrrolidin-1-yl-methanone **23**. Yield is 73%, white crystals, *T* melt. 183-185 °C. NMR ¹H (DMSO-*d*₆, δ, ppm, *J*/Hz): 1.75 (4H, m, 2CH₂ pyrrolidine); 1.9 (4H, m, 2CH₂ pyrrolidine); 3.51 (4H, m, 2CH₂N pyrrolidine); 3.68 (4H, m, 2CH₂N pyrrolidine); 7.3 (1H, s, H-4 isoxazol); 7.42 (1H, d, *J*=3.9, H-2 furan); 7.44 (1H, d, *J*=3.9, H-3 furan). Mass-spectrum (EI, 70 eV), *m/z* (*I*_{rel.} %): 365 [M]⁺ (3), 135 (6), 98 (61), 70 (82), 69 (18), 55 (100), 42 (74), 39 (24). Found, %: C 52.49; H 5.25; N 11.56; S 8.79. C₁₆H₁₉N₃O₅S. Calculated, %: C 52.59; H 5.24; N 11.50; S 8.77.

{5-[5-(Morpholine-4-sulfonyl)-furan-2-yl]-isoxazol-3-yl}-pyrrolidin-1-yl-methanone **24**. Yield is 75%, white crystals, *T* melt. 167-169 °C. NMR ¹H (DMSO-*d*₆, δ, ppm, *J*/Hz): 1.89 (4H, m, 2CH₂ pyrrolidine); 3.13 (4H, m, 2CH₂N pyrrolidine); 3.52 (2H, m, CH₂N morpholine); 3.66 (6H, m, 2CH₂O morpholine, CH₂ pyrrolidine); 7.31 (1H, d, *J*=1.3, H-3 furan); 7.46 (1H, s, H-4 isoxazol); 7.47 (1H, d, *J*=1.3, H-2 furan). Mass-spectrum (EI, 70 eV), *m/z* (*I*_{rel.} %): 381 [M]⁺ (2), 98 (47), 70 (42), 69 (12), 56 (100), 42 (33). Found, %: C 50.29; H 5.03; N 11.07; S 8.42. C₁₆H₁₉N₃O₆S. Calculated, %: C 50.39; H 5.02; N 11.02; S 8.41.

5-[3-(Pyrrolidine-1-carbonyl)-isoxazol-5-yl]-furan-2-sulphonic acid 4-methoxyphenylamide **25**. Yield is 77%, black crystals, *T* melt. 90-92 °C. NMR ¹H (DMSO-*d*₆, δ, ppm, *J*/Hz): 1.89 (4H, m, 2CH₂ pyrrolidine); 3.51 (4H, m, CH₂N pyrrolidine); 6.85 (2H, d, *J*=8.5, CH₂O Ar); 7.05 (2H, d, *J*=8.5, H-2,6 Ar); 7.17 (1H, s, H-4 isoxazol); 7.23 (1H, d, *J*=3.3, H-3 furan); 7.33 (1H, d, *J*=3.3, H-2 furan); 8.0 (1H, s, NH). Mass-spectrum (EI, 70 eV), *m/z* (*I*_{rel.} %): 417 [M]⁺ (5), 123 (100), 98 (17), 95(20), 70 (18), 69 (12), 56 (25). Found, %: C 54.54; H 4.59; N 10.12; S 7.70. C₁₉H₁₉N₃O₆S. Calculated, %: C 54.67; H 4.59; N 10.07; S 7.68.

Morpholine-4-yl-{5-[5-(pyrrolidin-1-sulfonyl)-furan-2-yl]-isoxazol-3-yl}-methanone **26**. Yield is 74%, orange crystals, *T* melt. 125-127 °C. NMR ¹H (DMSO-*d*₆, δ, ppm, *J*/Hz): 1.74 (4H, m, 2CH₂ pyrrolidine); 3.3 (4H, m, 2CH₂N morpholine); 3.6 (4H, m, 2CH₂N pyrrolidine); 3.67 (4H, m, 2CH₂O morpholine); 7.29 (1H, s, H-4 isoxazol); 7.43 (2H, d, *J*=0.4, H-2,3 furan). Mass-spectrum (EI, 70 eV), *m/z* (*I*_{rel.} %): 381 [M]⁺ (5), 114 (37), 86 (22), 70 (100). Found, %: C 50.35; H 5.03; N 11.07; S 8.42. C₁₆H₁₉N₃O₆S. Calculated, %: C 50.39; H 5.02; N 11.02; S 8.41.



{5-[5-(Morpholine-4-sulfonyl)-furan-2-yl]-isoxazol-3-yl}-morpholine-4-yl-methanone **27**. Yield is 79%, white crystals, *T* melt. 120-123 °C. NMR ¹H (DMSO-*d*₆, δ, ppm, *J*/Hz): 3.12 (4H, m, 2CH₂N morpholine); 3.6 (4H, m, 2CH₂N morpholine); 3.67 (8H, m, 2CH₂O morpholine); 6.86 (2H, d, *J*=8.5, H-2 Ar); 7.04 (2H, d, *J*=8.5, H-6 Ar); 7.16 (1H, s, H-4 isoxazol); 7.23 (1H, s, NH); 7.32 (2H, d, *J*=2.6, H-2,3 furan). Mass-spectrum (EI, 70 eV), *m/z* (*I*_{rel.} %): 397 [M]⁺ (8), 114 (39), 86 (64), 70 (64), 56 (100). Found, %: C 48.21; H 4.82; N 10.63; S 8.08. C₁₆H₁₉N₃O₇S. Calculated, %: C 48.36; H 4.82; N 10.57; S 8.07.

5-[3-(Morpholine-4-carbonyl)-isoxazol-5-yl]-furan-2-sulphonic acid 4-methoxyphenylamide **28**. Yield is 74%, red crystals, *T* melt. 165-167 °C. NMR ¹H (DMSO-*d*₆, δ, ppm, *J*/Hz): 3.6 (3H, s, COCH₃); 3.67 (4H, m, 2CH₂N morpholine); 3.68 (4H, m, 2CH₂O morpholine); 6.86 (2H, d, *J*=8.5, H-2 Ar); 7.04 (2H, d, *J*=8.5, H-6 Ar); 7.16 (1H, s, H-4 isoxazol); 7.23 (1H, s, NH); 7.32 (2H, d, *J*=2.6, H-2,3 furan). Mass-spectrum (EI, 70 eV), *m/z* (*I*_{rel.} %): 433 [M]⁺ (7), 122 (100), 86 (64), 70 (23), 56 (14). Found, %: C 52.59; H 4.42; N 9.74; S 7.41. C₁₉H₁₉N₃O₇S. Calculated, %: C 52.65; H 4.42; N 9.69; S 7.40.

{5-[4-Methoxy-3-(pyrrolidin-1-sulfonyl)-phenyl]-isoxazol-3-yl}-pyrrolidin-1-yl-methanone **29**. Yield is 78%, white crystals, *T* melt. 190-195 °C. NMR ¹H (DMSO-*d*₆, δ, ppm, *J*/Hz): 1.76 (4H, m, 2CH₂ pyrrolidine); 1.89 (4H, m, 2CH₂ pyrrolidine); 3.27 (2H, m, CH₂N pyrrolidine); 3.51 (2H, m, CH₂N pyrrolidine); 3.69 (2H, m, CH₂N pyrrolidine); 3.99 (3H, s, OCH₃); 7.32 (1H, s, H-4 isoxazol); 7.45 (1H, d, *J*=7.5, H-6 Ar); 8.2 (1H, d, *J*=7.5, H-5 Ar); 8.22 (1H, s, H-2 Ar). Mass-spectrum (EI, 70 eV), *m/z* (*I*_{rel.} %): 405 [M]⁺ (4), 98 (43), 70 (100), 59 (48). Found, %: C 56.19; H 5.72; N 10.42; S 7.92. C₁₉H₂₃N₃O₅S. Calculated, %: C 56.28; H 5.72; N 10.36; S 7.91.

{5-[4-Methoxy-3-(morpholine-4-sulfonyl)-phenyl]-isoxazol-3-yl}-pyrrolidin-1-yl-methanone **30**. Yield is 79%, white crystals, *T* melt. 205-208 °C. NMR ¹H (DMSO-*d*₆, δ, ppm, *J*/Hz): 1.89 (4H, m, 2CH₂ pyrrolidine); 3.13 (4H, m, 2CH₂N pyrrolidine), 3.51 (2H, m, CH₂O morpholine); 3.6 (4H, m, CH₂N, CH₂O morpholine); 3.7 (2H, m, 2CH₂N morpholine); 3.99 (3H, s, OCH₃); 7.34 (1H, s, H-4 isoxazol); 7.46 (2H, d, *J*=8.5, H-2 Ar); 8.2 (1H, s, H-6 Ar); 8.23 (1H, d, *J*=8.5, H-5 Ar); 9.03 (1H, s, NH). Mass-spectrum (EI, 70 eV), *m/z* (*I*_{rel.} %): 421 [M]⁺ (5), 98 (34), 86 (36), 70 (45), 59 (100). Found, %: C 54.07; H 5.72; N 10.42; S 7.92. C₁₉H₂₃N₃O₅S. Calculated, %: C 56.28; H 5.72; N 10.36; S 7.91.

2-Methoxy-N-(4-methoxyphenyl)-5-[3-(pyrrolidine-1-carbonyl)-isoxazol-5-yl]-benzene sulfonamide **31**. Yield is 76%, pink crystals, *T* melt. 125-127 °C. NMR ¹H (DMSO-*d*₆, δ, ppm, *J*/Hz): 1.88 (4H, m, 2CH₂ pyrrolidine); 3.49 (4H, m, 2CH₂N pyrrolidine); 4.38 (6H, s, 2OCH₃); 3.99 (2H, m, CH₂N pyrrolidin); 6.77 (2H, d, *J*=8.9, H-2 Ar²); 7.00 (2H, d, *J*=8.9, H-4,5 Ar²); 7.25 (1H, s, H-4 isoxazol); 7.33 (1H, d, *J*=8.5, 6-H Ar¹); 8.10 (1H, s, H-2 Ar¹); 8.14 (1H, d, *J*=8.5, H-5 Ar¹); 9.8 (s, 1H, NH). Mass-spectrum (EI, 70 eV), *m/z* (*I*_{rel.} %): 457 [M]⁺ (5), 122 (100), 98 (13), 70 (14), 59 (24). Found, %: C 57.69; H 5.07; N 9.23; S 7.02. C₂₂H₂₃N₃O₆S. Calculated, %: C 57.76; H 5.07; N 9.18; S 7.01.

{5-[4-Methoxy-3-(pyrrolidin-1-sulfonyl)-phenyl]-isoxazol-3-yl}-morpholine-4-yl-methanone **32**. Yield is 77%, light-brown crystals, *T* melt. 110-115 °C. NMR ¹H (DMSO-*d*₆, δ, ppm, *J*/Hz): 1.76 (4H, m, 2CH₂ pyrrolidine); 3.26 (4H, m, 2CH₂N pyrrolidine); 3.62 (4H, m, 2CH₂N morpholine); 3.68 (4H, m, 2CH₂O morpholine); 3.99 (3H, s, OCH₃); 7.30 (1H, s, H-4 isoxazol); 7.45 (2H, d, *J*=9.0, H-2,6 Ar); 8.17 (2H, d, *J*=9.0, H-3,5 Ar). Mass-spectrum (EI,



70 eV), m/z ($I_{rel.}$ %): 421 $[M]^+$ (8), 114 (28), 86 (29), 70 (100), 59 (9). Found, %: C 54.04; H 4.08; N 7.59; S 8.66. $C_{19}H_{23}N_3O_6S$. Calculated, %: C 54.15; H 5.50; N 9.97; S 7.61.

{5-[4-Methoxy-3-(morpholine-4-sulfonyl)-phenyl]-isoxazol-3-yl}-morpholine-4-yl-methanone **33**. Yield is 80%, light-brown crystals, T melt. 145-150 °C. NMR 1H (DMSO- d_6 , δ , ppm, J/Hz): 3.13 (4H, m, $2CH_2N$ morpholine); 3.62 (8H, m, $2CH_2N$, $2CH_2O$ morpholine); 3.67 (4H, m, $2CH_2O$ morpholine); 3.99 (3H, s, OCH_3); 7.3 (1H, s, H-4 isoxazol); 7.47 (1H, d, $J=7.5$, H-6 Ar); 8.18 (1H, s, H-2 Ar); 8.02 (1H, d, $J=7.5$, H-5 Ar). Mass-spectrum (EI, 70 eV), m/z ($I_{rel.}$ %): 437 $[M]^+$ (4), 114 (25), 86 (70), 59 (100). Found, %: C 52.10; H 5.30; N 9.65; S 7.34. $C_{19}H_{23}N_3O_7S$. Calculated, %: C 52.17; H 5.30; N 9.61; S 7.33.

2-Methoxy-N-(4-methoxyphenyl)-5-[3-(morpholine-4-carbonyl)-isoxazol-5-yl]-benzene sulfonamide **34**. Yield is 77%, brown crystals, T melt. 110-115 °C. NMR 1H (DMSO- d_6 , δ , ppm, J/Hz): 3.6 (4H, m, $2CH_2N$ morpholine); 3.62 (3H, s, OCH_3); 3.66 (4H, m, $2CH_2O$ morpholine); 4.00 (s, 3H, OCH_3); 6.77 (2H, d, $J=8.9$, H-2 Ar^2); 7.01 (2H, d, $J=8.9$, H-6 Ar^2); 7.25 (1H, s, H-4 isoxazol); 7.38 (1H, d, $J=8.5$, H-6 Ar^1); 8.09 (1H, s, H-2 Ar^1); 8.12 (1H, d, $J=8.5$, H-5 Ar^1). Mass-spectrum (EI, 70 eV), m/z ($I_{rel.}$ %): 473 $[M]^+$ (9), 122 (100), 114 (5), 59 (9). Found, %: C 55.74; H 4.90; N 8.92; S 6.78. $C_{22}H_{23}N_3O_7S$. Calculated, %: C 55.81; H 4.90; N 8.87; S 6.77.

{5-[5-(Pyrrolidin-1-sulfonyl)-thiophen-3-yl]-thiophene-3-yl}-pyrrolidin-1-yl-methanone **35**. Yield is 77%, light-brown crystals, T melt. 190-194 °C. NMR 1H (DMSO- d_6 , δ , ppm, J/Hz): 1.94 (4H, m, $2CH_2N$ pyrrolidine); 3.0 (4H, m, $2CH_2N$ morpholine); 3.54 (2H, m, $2CH_2N$ pyrrolidine); 3.7 (4H, m, $2CH_2O$ morpholine); 3.76 (2H, m, $2CH_2$ pyrrolidine); 7.31 (1H, s, H-4 isoxazol); 8.15 (1H, d, $J=1.6$, H-4 thiophene); 8.61 (1H, d, $J=1.6$, H-2 thiophene). Mass-spectrum (EI, 70 eV), m/z ($I_{rel.}$ %): 381 $[M]^+$ (4), 247 (36), 215 (27), 122 (5), 98 (44), 70 (100), 56 (55), 42 (89). Found, %: C 50.29; H 5.03; N 11.07; S 16.84. $C_{16}H_{19}N_3O_4S_2$. Calculated, %: C 50.38; H 5.02; N 11.02; S 16.81.

{5-[5-(Morpholine-4-sulfonyl)-thiophen-3-yl]-isoxazol-3-yl}-pyrrolidin-1-yl-methanone **36**. Yield is 80%, orange crystals, T melt. 185-188 °C. NMR 1H (DMSO- d_6 , δ , ppm, J/Hz): 1.94 (4H, m, $2CH_2N$ pyrrolidine); 3.0 (4H, m, $2CH_2N$ morpholine); 3.54 (2H, m, $2CH_2N$ pyrrolidine); 3.7 (4H, m, $2CH_2O$ morpholine); 3.76 (2H, m, $2CH_2$ pyrrolidine); 7.31 (1H, s, H-4 isoxazol); 8.15 (1H, d, $J=1.6$, H-4 thiophene); 8.61 (1H, d, $J=1.6$, H-2 thiophene). Mass-spectrum (EI, 70 eV), m/z ($I_{rel.}$ %): 397 $[M]^+$ (2), 247 (16), 98 (17), 86 (46), 70 (30), 56 (100), 42 (24). Found, %: C 48.29; H 4.82; N 10.62; S 16.16. $C_{16}H_{19}N_3O_5S_2$. Calculated, %: C 48.35; H 4.82; N 10.57; S 16.13.

4-[3-(Pyrrolidine-1-carbonyl)-isoxazol-5-yl]-thiophene-2-sulphonic acid 4-methoxyphenylamide **37**. Yield is 80%, black crystals, T melt. 110-113 °C. NMR 1H (DMSO- d_6 , δ , ppm, J/Hz): 1.8 (4H, m, $2CH_2N$ pyrrolidine); 3.53 (2H, m, $2CH_2$ pyrrolidine); 3.7 (3H, s, OCH_3); 3.75 (2H, m, $2CH_2$ pyrrolidine); 6.8 (2H, d, $J=8.5$, H-3,5 Ar); 7.05 (2H, d, $J=8.5$, H-2,6 Ar); 7.19 (1H, s, H-4 isoxazol); 7.9 (1H, d, $J=1.1$, H-4 thiophene); 8.41 (1H, d, $J=1.1$, H-2 thiophene); 10.13 (s, 1H, NH). Mass-spectrum (EI, 70 eV), m/z ($I_{rel.}$ %): 433 $[M]^+$ (2), 122 (61), 98 (19), 70 (44), 56 (48), 39 (100). Found, %: C 50.59; H 4.42; N 9.74; S 14.82. $C_{19}H_{19}N_3O_5S_2$. Calculated, %: C 52.64; H 4.42; N 9.69; S 14.79.

Morpholine-4-yl-{5-[5-(pyrrolidin-1-sulfonyl)-thiophen-3-yl]-isoxazol-3-yl}-methanone **38**. Yield is 80%, white crystals, T melt. 170-172 °C. NMR 1H (DMSO- d_6 , δ , ppm, J/Hz):



1.75 (4H, m, 2CH₂ pyrrolidine); 3.64 (8H, m, 2CH₂N pyrrolidine, 2CH₂N morpholine); 3.69 (4H, m, CH₂ morpholine); 7.26 (1H, s, H-4 isoxazol); 8.17 (1H, d, *J*=1.0, H-4 thiophene); 7.17 (1H, d, *J*=1.0, H-2 thiophene). Mass-spectrum (EI, 70 eV), *m/z* (*I*_{rel.} %): 397 [M]⁺ (2), 114 (19), 86 (31), 70 (81), 56 (40), 42 (100). Found, %: C 48.29; H 4.82; N 10.62; S 16.16. C₁₆H₁₉N₃O₅S₂. Calculated, %: C 48.35; H 4.82; N 10.57; S 16.13.

{5-[5-(Morpholine-4-sulfonyl)-thiophen-3-yl]-isoxazol-3-yl}-morpholine-4-yl-methanone **39**. Yield is 83%, white crystals, *T* melt. 140-143 °C. NMR ¹H (DMSO-*d*₆, δ, ppm, *J*/Hz): 2.99 (4H, m, CH₂N morpholine); 3.65 (4H, m, CH₂N morpholine); 3.69 (8H, m, 4CH₂O morpholine); 7.27 (1H, s, H-4 isoxazol); 8.1 (1H, d, *J*=1.0, H-1 thiophene); 8.15 (1H, d, *J*=1.0, H-3 thiophene). Mass-spectrum (EI, 70 eV), *m/z* (*I*_{rel.} %): 413 [M]⁺ (1), 114 (14), 86 (46), 70 (37), 56 (100), 42 (50). Found, %: C 46.40; H 4.64; N 10.21; S 15.54. C₁₆H₁₉N₃O₆S₂. Calculated, %: C 46.48; H 4.63; N 10.16; S 15.51.

4-[3-(Morpholine-4-carbonyl)-isoxazol-5-yl]-thiophene-2-sulphonic acid 4-methoxyphenylamide **40**. Yield is 81%, brown crystals, *T* melt. 155-157 °C. NMR ¹H (DMSO-*d*₆, δ, ppm, *J*/Hz): 3.63 (4H, m, 2CH₂N morpholine); 3.69 (4H, m, 2CH₂O morpholine); 3.7 (3H, s, OCH₃); 6.81 (2H, d, *J*=8.9, H-3,5 Ar); 7.05 (2H, d, *J*=8.9, H-2,6 Ar); 7.18 (1H, s, H-4 isoxazol); 7.89 (1H, d, *J*=1.0, H-4 thiophene); 8.45 (1H, d, *J*=1.0, H-2 thiophene); 10.14 (1H, s, NH). Mass-spectrum (EI, 70 eV), *m/z* (*I*_{rel.} %): 449 [M]⁺ (2), 122 (100), 95 (15), 70 (17), 56 (14). Found, %: C 50.69; H 4.26; N 9.40; S 14.29. C₁₉H₁₉N₃O₆S₂. Calculated, %: C 50.77; H 4.26; N 9.35; S 14.26.

5-(3,5-Dimethylisoxazol-4-yl)furan-2-sulfonyl chloride **42(a)**. Yield is 78%, brown crystals, *T* melt. 61-63 °C. NMR ¹H (CDCl₃, δ, ppm, *J*/Hz): 2.44 (3H, s, CH₃); 2.64 (3H, s, CH₃); 6.53 (1H, d, *J*=3.7, CH furan); 7.36 (1H, d, *J*=3.7, CH furan). Mass-spectrum (EI, 70 eV), *m/z* (*I*_{rel.} %): 261 [M]⁺ (16), 178 (9), 136 (15), 134 (27), 121 (62), 90 (22), 79 (100), 76 (18), 65 (15). Found (%): C 41.19; H 3.08; N 5.38; S 12.28. C₉H₈ClNO₄S. Calculated (%): C 41.31; H 3.08; N 5.35; S 12.25.

5-(3,5-Dimethylisoxazol-4-yl)thiophene-2-sulfonyl chloride **42(b)**. Yield is 82%, brown crystals, *T* melt. 82-84 °C. NMR ¹H (CDCl₃, δ, ppm, *J*/Hz): 2.39 (3H, s, CH₃); 2.56 (3H, s, CH₃); 7.04 (1H, d, *J*=3.7, CH thiophene); 7.87 (1H, d, *J*=3.7, CH thiophene). Mass-spectrum (EI, 70 eV), *m/z* (*I*_{rel.} %): 277 [M]⁺ (7), 194 (5), 152 (8), 137 (23), 120 (17), 109 (11), 95 (12), 93 (12), 69 (100). Found (%): C 38.85; H 2.91; N 5.07; S 23.13. C₉H₈ClNO₃S₂. Calculated (%): C 38.31; H 5.06; N 7.81; S 17.89.

5-(3,5-Dimethylisoxazol-4-yl)-2-methylfuran-3-sulfonyl chloride **42(c)**. Yield is 80%, white crystals, *T* melt. 115-117 °C. NMR ¹H (CDCl₃, δ, ppm, *J*/Hz): 2.39 (3H, s, CH₃); 2.56 (3H, s, CH₃); 2.69 (3H, s, CH₃); 6.63 (1H, s, CH furan). Mass-spectrum (EI, 70 eV), *m/z* (*I*_{rel.} %): 275 [M]⁺ (32), 240 (16), 192 (11), 148 (13), 124 (20), 106 (15), 90 (29), 43 (100). Found (%): C 43.55; H 3.66; N 5.11; S 11.65. C₁₀H₁₀ClNO₄S. Calculated (%): C 43.56; H 3.66; N 5.08; S 11.63.

5-(3,5-Dimethylisoxazol-4-yl)-2-methylfuran-3-sulfonyl chloride **42(d)**. Yield is 76%, dark brown crystals, *T* melt. 78-80 °C. NMR ¹H (CDCl₃, δ, ppm, *J*/Hz): 2.26 (3H, s, CH₃); 2.42 (3H, s, CH₃); 2.75 (3H, s, CH₃); 7.18 (1H, s, CH thiophene). Mass-spectrum (EI, 70 eV), *m/z* (*I*_{rel.} %): 291 [M]⁺ (6), 256 (3), 148 (6), 123 (7), 69 (9), 63 (7), 43 (100). Found (%): C 41.15; H 3.46; N 4.82; S 22.02. C₁₀H₁₀ClNO₃S₂. Calculated (%): C 41.17; H 3.45; N 4.80; S 21.98.



4-(3,5-Dimethylisoxazol-4-yl)furan-2-sulfonyl chloride **42(e)**. Yield is 76%, brown crystals, *T* melt. 62-65 °C. NMR ¹H (CDCl₃, δ, ppm, *J*/Hz): 2.22 (3H, s, CH₃); 2.42 (3H, s, CH₃); 7.04 (1H, s, CH furan); 7.35 (1H, s, CH furan). Mass-spectrum (EI, 70 eV), *m/z* (*I*_{rel.} %): 261 [M]⁺ (12), 162 (7), 157 (6), 43 (100). Found (%): C 41.19; H 3.08; N 5.38; S 12.28. C₉H₈ClNO₄S. Calculated (%): C 41.31; H 3.08; N 5.35; S 12.25.

4-(3,5-Dimethylisoxazol-4-yl)thiophene-2-sulfonyl chloride **42(f)**. Yield is 80%, brown crystals, *T* melt. 103-105 °C. NMR ¹H (CDCl₃, δ, ppm, *J*/Hz): 2.24 (3H, s, CH₃); 2.41 (3H, s, CH₃); 7.19 (1H, s, CH thiophene); 7.47 (1H, s, CH thiophene). Mass-spectrum (EI, 70 eV), *m/z* (*I*_{rel.} %): 277 [M]⁺ (4), 178 (5), 173 (5), 48 (8), 45 (12), 43 (100). Found (%): C 38.85; H 2.91; N 5.07; S 23.13. C₉H₈ClNO₃S₂. Calculated (%): C 38.31; H 5.06; N 7.81; S 17.89.

5-(3,5-Dimethylisoxazol-4-yl)4-methylthiophene-2-sulfonyl chloride **42(g)**. Yield is 82%, brown crystals, *T* melt. 102-104 °C. NMR ¹H (CDCl₃, δ, ppm, *J*/Hz): 2.03 (3H, s, CH₃); 2.10 (3H, s, CH₃); 2.26 (3H, s, CH₃); 7.64 (1H, s, CH thiophene). Mass-spectrum (EI, 70 eV), *m/z* (*I*_{rel.} %): 291 [M]⁺ (16), 256 (7), 166 (10), 152 (5), 151 (53), 134 (22), 123 (20), 109 (22), 93 (17), 69 (100). Found (%): C 41.15; H 3.46; N 4.82; S 22.02. C₁₀H₁₀ClNO₃S₂. Calculated (%): C 41.17; H 3.45; N 4.80; S 21.98.

3,5-Dimethyl-4-[5-pyrrolidin-1-sulfonyl]-furan-2-yl]-isoxazole **43**. Yield is 73%, white crystals, *T* melt. 103-107 °C. NMR ¹H (DMSO-*d*₆, δ, ppm, *J*/Hz): 2.38 (3H, s, CH₃); 2.60 (3H, s, CH₃); 3.08 (4H, m, 2CH₂ pyrrolidine); 3.66 (4H, m, 2CH₂N pyrrolidine); 6.89 (1H, d, *J*=1.8, 4-H furan); 7.36 (1H, d, *J*=1.8, 3-H furan). Mass-spectrum (EI, 70 eV), *m/z* (*I*_{rel.} %): 296 [M]⁺ (14), 178 (7), 163 (66), 136 (10), 134 (12), 122 (15), 121 (25), 79 (30), 76 (14), 51 (100). Found, %: C 52.63; H 5.45; N 9.50; S 10.84. C₁₃H₁₆N₂O₄S. Calculated, %: C 52.69; H 5.44; N 9.45; S 10.82.

3,5-Dimethyl-4-[5-morpholine-1-sulfonyl]-furan-2-yl]-isoxazole **44**. Yield is 77%, light-brown crystals, *T* melt. 111-113 °C. NMR ¹H (DMSO-*d*₆, δ, ppm, *J*/Hz): 1.73 (4H, m, 2CH₂N morpholine); 2.37 (3H, s, CH₃); 2.59 (3H, s, CH₃); 3.27 (4H, m, 2CH₂O morpholine); 6.86 (1H, d, *J*=1.8, 4-H furan); 7.32 (1H, d, *J*=1.8, 3-H furan). Mass-spectrum (EI, 70 eV), *m/z* (*I*_{rel.} %): 312 [M]⁺ (54), 178 (8), 136 (10), 121 (18), 90 (10), 86 (22), 79 (25), 56 (100). Found, %: C 49.89; H 5.17; N 9.01; S 10.28. C₁₃H₁₆N₂O₅S. Calculated, %: C 49.99; H 5.16; N 8.97; S 10.26.

5-(3,5-Dimethylisoxazol-4-yl)-furan-2-sulphonic acid 4-methoxyphenylamide **45**. Yield is 73%, red crystals, *T* melt. 97-99 °C. NMR ¹H (DMSO-*d*₆, δ, ppm, *J*/Hz): 2.29 (3H, s, CH₃); 2.51 (3H, s, CH₃); 3.68 (3H, s, OCH₃); 6.73 (1H, d, *J*=3.3, 4-H furan); 6.85 (2H, d, *J*=8.5, CH-Ar); 7.05 (2H, d, *J*=8.5, CH-Ar); 7.15 (1H, d, *J*=3.3, 3-H furan); 10.36 (1H, s, NH). Mass-spectrum (EI, 70 eV), *m/z* (*I*_{rel.} %): 348 [M]⁺ (3), 122 (100), 95 (21), 80 (9), 79 (20), 65 (11), 52 (16). Found, %: C 55.09; H 4.63; N 8.08; S 9.22. C₁₆H₁₆N₂O₅S. Calculated, %: C 55.16; H 4.63; N 8.04; S 9.20.

3,5-Dimethyl-4-[5-pyrrolidin-1-sulfonyl]-thiophene-2-yl]-isoxazole **46**. Yield is 75%, brown crystals, *T* melt. 98-100 °C. NMR ¹H (DMSO-*d*₆, δ, ppm, *J*/Hz): 1.71 (4H, m, 2CH₂ pyrrolidine); 2.35 (3H, s, CH₃); 2.55 (3H, s, CH₃); 3.23 (4H, m, 2CH₂N pyrrolidine); 7.37 (1H, d, *J*=4.0, H-3 -thiophene); 7.73 (1H, d, *J*=4.0, 4-CH thiophene). Mass-spectrum (EI, 70 eV), *m/z* (*I*_{rel.} %): 312 [M]⁺ (17), 194 (5), 179 (100), 152 (10), 137 (28), 122 (5), 120 (13), 110 (20), 95 (16), 69 (11). Found, %: C 49.88; H 5.17; N 9.01; S 20.57. C₁₃H₁₆N₂O₃S₂. Calculated, %: C 49.98; H 5.16; N 8.97; S 20.52.



3,5-Dimethyl-4-[5-morpholine-1-sulfonyl]-thiophene-2-yl]-isoxazole **47**. Yield is 78%, brown crystals, *T* melt. 103-105 °C. NMR ¹H (DMSO-*d*₆, δ, ppm, *J*/Hz): 2.36 (3H, s, CH₃); 2.56 (3H, s, CH₃); 2.97 (4H, m, 2CH₂N morpholine); 3.69 (4H, m, 2CH₂O morpholine); 7.41 (1H, d, *J*=4.0, 3-CH thiophene); 7.71 (1H, d, *J*=4.0, 4-CH thiophene). Mass-spectrum (EI, 70 eV), *m/z* (*I*_{rel.} %): 328 [M]⁺ (15), 179 (14), 137 (21), 122 (5), 95 (14), 86 (26), 69 (7), 56 (100). Found, %: C 47.45; H 4.92; N 8.57; S 19.56. C₁₃H₁₆N₂O₄S₂. Calculated, %: C 47.55; H 4.91; N 8.53; S 19.52.

5-(3,5-Dimethylisoxazol-4-yl)-thiophene-2-sulphonic acid 4-methoxyphenylamide **48**. Yield is 83%, brown crystals, *T* melt. 85-87 °C. NMR ¹H (DMSO-*d*₆, δ, ppm, *J*/Hz): 2.27 (3H, s, CH₃); 2.47 (3H, s, CH₃); 2.69 (3H, s, OCH₃); 6.86 (2H, d, *J*=9.2, 2CH-Ar); 7.05 (2H, d, *J*=9.2, 2CH-Ar); 7.21 (1H, d, *J*=3.7, 3-CH thiophene); (1H, d, *J*=3.7, 4-CH thiophene); 10.12 (1H, s, NH). Mass-spectrum (EI, 70 eV), *m/z* (*I*_{rel.} %): 364 [M]⁺ (24), 137 (26), 122 (100), 121 (23), 120 (14), 109 (13), 95 (23), 93 (11), 80 (11). Found, %: C 52.68; H 4.43; N 7.73; S 17.63. C₁₆H₁₆N₂O₄S₂. Calculated, %: C 52.73; H 4.43; N 7.69; S 17.59.

3,5-Dimethyl-4-[5-methyl-4-pyrrolidin-1-sulfonyl]-furan-2-yl]-isoxazole **43**. Yield is 71%, white crystals, *T* melt. 145-147 °C. NMR ¹H (DMSO-*d*₆, δ, ppm, *J*/Hz): 1.74 (4H, m, 2CH₂ pyrrolidine); 2.34 (3H, s, CH₃); 2.5 (3H, s, CH₃); 2.57 (3H, s, CH₃); 3.2 (4H, m, 2CH₂N pyrrolidine); 6.82 (1H, d, *J*=1.8, CH furan). Mass-spectrum (EI, 70 eV), *m/z* (*I*_{rel.} %): 177 [M]⁺ (9), 176 (10), 175 (9), 148 (9), 124 (24), 106 (9), 70 (90), 42 (100). Found, %: C 54.09; H 5.85; N 9.07; S 10.35. C₁₄H₁₈N₂O₄S. Calculated, %: C 54.18; H 5.85; N 9.03; S 10.33.

3,5-Dimethyl-4-[5-methyl-4-(morpholine-1-sulfonyl)-furan-2-yl]-isoxazole **50**. Yield is 79%, white crystals, *T* melt. 143-145 °C. NMR ¹H (DMSO-*d*₆, δ, ppm, *J*/Hz): 2.35 (3H, s, CH₃); 2.57 (3H, s, CH₃); 2.99 (4H, m, 2CH₂N morpholine); 3.31 (3H, s, CH₃); 3.67 (4H, m, 2CH₂O morpholine); 6.74 (1H, s, CH furan). Mass-spectrum (EI, 70 eV), *m/z* (*I*_{rel.} %): 326 [M]⁺ (18), 177 (15), 176 (9), 175 (14), 148 (19), 124 (20), 106 (15), 86 (22), 56 (100). Found, %: C 51.49; H 5.56; N 8.63; S 9.84. C₁₄H₁₈N₂O₅S. Calculated, %: C 51.52; H 5.56; N 8.58; S 9.82.

4-[4-(4-Methoxybenzolsulfonyl)-5-methylfuran-2-yl]-3,5-dimethylisoxazole **51**. Yield is 69%, grey crystals, *T* melt. 120-122 °C. NMR ¹H (DMSO-*d*₆, δ, ppm, *J*/Hz): 2.27 (3H, s, CH₃); 2.48 (3H, s, CH₃); 2.5 (3H, s, CH₃); 2.69 (3H, s, OCH₃); 6.55 (1H, s, CH furan); 6.86 (2H, d, *J*=8.9, 2CH-Ar); 7.04 (2H, d, *J*=9.2, 2CH-Ar); 9.79 (1H, s, NH). Mass-spectrum (EI, 70 eV), *m/z* (*I*_{rel.} %): 347 [M]⁺ (17), 148 (15), 123 (12), 95 (20), 79 (16), 65 (11), 53 (100). Found, %: C 58.60; H 4.94; N 4.05; S 9.25. C₁₇H₁₇NO₅S. Calculated, %: C 58.78; H 4.93; N 4.03; S 9.23.

3,5-Dimethyl-4-[5-methyl-4-(pyrrolidin-1-sulfonyl)-thiophene-2-yl]-isoxazole **52**. Yield is 77%, light-brown crystals, *T* melt. 115-117 °C. NMR ¹H (DMSO-*d*₆, δ, ppm, *J*/Hz): 1.75 (4H, m, 2CH₂ pyrrolidine); 2.29 (3H, s, CH₃); 2.7 (3H, s, CH₃); 3.22 (4H, m, 2CH₂N pyrrolidine); 3.28 (3H, s, CH₃); 7.25 (1H, s, 3-CH thiophene). Mass-spectrum (EI, 70 eV), *m/z* (*I*_{rel.} %): 326 [M]⁺ (53), 191 (18), 148 (9), 70 (40), 69 (11), 65 (6), 59 (16), 43 (100). Found, %: C 51.48; H 5.56; N 8.62; S 19.68. C₁₄H₁₈N₂O₃S₂. Calculated, %: C 51.51; H 5.56; N 8.58; S 19.64.

3,5-Dimethyl-4-[5-methyl-4-(morpholine-1-sulfonyl)-thiophene-2-yl]-isoxazole **53**. Yield is 82%, light-brown crystals, *T* melt. 127-129 °C. NMR ¹H (DMSO-*d*₆, δ, ppm, *J*/Hz): 2.3 (3H, s, CH₃); 2.68 (3H, s, CH₃); 3.0 (4H, m, 2CH₂N morpholine); 3.32 (3H, s, CH₃); 3.66 (4H, m, 2CH₂O morpholine); 7.20 (1H, s, 3-CH thiophene). Mass-spectrum (EI, 70 eV), *m/z* (*I*_{rel.} %): 342 [M]⁺



(13), 193 (15), 192 (20), 191 (25), 148 (17), 106 (7), 86 (28), 69 (7), 56 (100). Found, %: C 48.96; H 5.30; N 8.22; S 18.76. $C_{14}H_{18}N_2O_4S_2$. Calculated, %: C 49.11; H 5.30; N 8.18; S 18.72.

5-(3,5-Dimethylisoxazol-4-yl)-2-methylthiophene-3-sulfonic acid 4-methoxyphenylamide **54**. Yield is 75%, red crystals, *T* melt. 120-122 °C. NMR 1H (DMSO- d_6 , δ , ppm, *J*/Hz): 2.20 (3H, s, CH₃); 2.4 (3H, s, CH₃); 2.44 (3H, s, CH₃); 2.68 (3H, s, OCH₃); 6.85 (2H, d, *J*=8.2, CH-Ar); 7.02 (2H, d, *J*=8.2, CH-Ar); 7.06 (1H, s, 3-CH thiophene); 9.86 (1H, s, NH). Mass-spectrum (EI, 70 eV), *m/z* (*I*_{rel.} %): 378 [M]⁺ (23), 148 (12), 123 (14), 122 (100), 95 (25), 79 (8), 65 (9). Found, %: C 53.89; H 4.80; N 7.44; S 16.98. $C_{17}H_{18}N_2O_4S_2$. Calculated, %: C 53.95; H 4.79; N 7.40; S 16.94.

3,5-Dimethyl-4-[5-pyrrolidin-1-sulfonyl]-furan-3-yl]-isoxazole **55**. Yield is 73%, white crystals, *T* melt. 104-106 °C. NMR 1H (DMSO- d_6 , δ , ppm, *J*/Hz): 1.72 (4H, m, 2CH₂pyrrolidine); 2.35 (3H, s, CH₃); 2.57 (3H, s, CH₃); 3.2 (4H, m, 2CH₂N pyrrolidine); 6.94 (1H, s, H-3 furan); 7.25 (s, 1 H, H-5 furan). Mass-spectrum (EI, 70 eV), *m/z* (*I*_{rel.} %): 296 [M]⁺ (28), 178 (12), 162 (68), 132 (7), 122 (27), 118 (16), 76 (23), 69 (11), 43 (100). Found, %: C 52.63; H 5.45; N 9.50; S 10.84. $C_{13}H_{16}N_2O_4S$. Calculated, %: C 52.69; H 5.44; N 9.45; S 10.82.

3,5-Dimethyl-4-[5-morpholine-1-sulfonyl]-furan-3-yl]-isoxazole **56**. Yield is 76%, light-brown crystals, *T* melt. 146-148 °C. NMR 1H (DMSO- d_6 , δ , ppm, *J*/Hz): 2.35 (3H, s, CH₃); 2.57 (3H, s, CH₃); 3.0 (4H, m, 2CH₂N morpholine); 3.59 (4H, m, 2CH₂O morpholine); 6.96 (1H, s, H-3 furan); 7.28 (s, 1 H, H-5 furan). Mass-spectrum (EI, 70 eV), *m/z* (*I*_{rel.} %): 312 [M]⁺ (36), 175 (12), 169 (16), 132 (9), 126 (23), 98 (9), 86 (16), 79 (25), 55 (25), 42 (100). Found, %: C 49.89; H 5.17; N 9.01; S 10.28. $C_{13}H_{16}N_2O_5S$. Calculated, %: C 49.99; H 5.16; N 8.97; S 10.26.

4-[5-(4-Methoxybenzolsulfonyl)-furan-3-yl]-3,5-dimethylisoxazole **57**. Yield is 72%, red crystals, *T* melt. 97-99 °C. NMR 1H (DMSO- d_6 , δ , ppm, *J*/Hz): 2.27 (3H, s, CH₃); 2.48 (3H, s, CH₃); 2.69 (3H, s, OCH₃); 6.86 (2H, d, *J*=8.9, 2CH-Ar); 6.96 (1H, s, H-3 furan); 7.03 (2H, d, *J*=9.2, 2CH-Ar); 7.28 (s, 1 H, H-5 furan); 9.76 (1H, s, NH). Mass-spectrum (EI, 70 eV), *m/z* (*I*_{rel.} %): 348 [M]⁺ (13), 126 (58), 98 (14), 80 (9), 79 (15), 69 (16), 43 (100). Found, %: C 55.09; H 4.63; N 8.08; S 9.22. $C_{16}H_{16}N_2O_5S$. Calculated, %: C 55.16; H 4.63; N 8.04; S 9.20.

3,5-Dimethyl-4-[5-pyrrolidin-1-sulfonyl]-thiophen-3-yl]-isoxazole **58**. Yield is 79%, light-brown crystals, *T* melt. 90-92 °C. NMR 1H (DMSO- d_6 , δ , ppm, *J*/Hz): 1.70 (4H, m, 2CH₂pyrrolidin); 2.27 (3H, s, CH₃); 2.45 (3H, s, CH₃); 3.23 (4H, m, 2CH₂N pyrrolidin); 7.82 (1H, s, 3-CH thiophen); 8.06 (1H, s, 5-CH thiophen). Mass-spectrum (EI, 70 eV), *m/z* (*I*_{rel.} %): 312 [M]⁺ (14), 179 (14), 178 (12), 137 (10), 110 (11), 109 (11), 95 (11), 70 (15), 69 (10), 43 (100). Found, %: C 49.88; H 5.17; N 9.01; S 20.57. $C_{13}H_{16}N_2O_3S_2$. Calculated, %: C 49.98; H 5.16; N 8.97; S 20.52.

3,5-Dimethyl-4-[5-morpholine-1-sulfonyl]-thiophen-3-yl]-isoxazole **59**. Yield is 81%, light-brown crystals, *T* melt. 108-110 °C. NMR 1H (DMSO- d_6 , δ , ppm, *J*/Hz): 2.29 (3H, s, CH₃); 2.46 (3H, s, CH₃); 2.96 (4H, m, 2CH₂N morpholine); 3.68 (4H, m, 2CH₂O morpholine); 7.78 (1H, s, 3-CH thiophen); 8.13 (1H, s, 5-CH thiophen). Mass-spectrum (EI, 70 eV), *m/z* (*I*_{rel.} %): 328 [M]⁺ (5), 178 (7), 137 (8), 109 (7), 95 (10), 80 (40), 69 (6), 56 (100). Found, %: C 47.45; H 4.92; N 8.57; S 19.56. $C_{13}H_{16}N_2O_4S_2$. Calculated, %: C 47.55; H 4.91; N 8.53; S 19.52.

4-3,5-Dimethylisoxazol-4-yl)-thiophene-2-sulphonic acid 4-methoxyphenylamide **60**. Yield is 73%, red crystals, *T* melt. 118-120 °C. NMR 1H (DMSO- d_6 , δ , ppm, *J*/Hz): 2.16 (3H, s, CH₃); 2.34 (3H, s, OCH₃); 6.87 (2H, d, *J*=9.2, 2CH-Ar); 7.06 (2H, d, *J*=9.2, 2CH-Ar); 7.77 (1H,



s, 3-CH thiophen); 8.13 (1H, s, 5-CH thiophen); 10.12 (1H, s, NH). Mass-spectrum (EI, 70 eV), m/z ($I_{rel.}$ %): 364 [M]⁺ (29), 137 (71), 123 (16), 122 (100), 109 (7), 95 (39), 80 (12), 69 (6), 65 (12), 53 (12). Found, %: C 52.68; H 4.43; N 7.73; S 17.63. C₁₆H₁₆N₂O₄S₂. Calculated, %: C 52.73; H 4.43; N 7.69; S 17.59.

3,5-Dimethyl-4-[3-methyl-5-(pyrrolidin-1-sulfonyl)-thiophen-2-yl]-isoxazole **61**. Yield is 73%, light-brown crystals, T melt. 116-118 °C. NMR ¹H (DMSO- d_6 , δ , ppm, J /Hz): 1.72 (4H, m, 2CH₂ pyrrolidin); 2.08 (3H, s, CH₃); 2.13 (3H, s, CH₃); 2.23 (4H, m, 2CH₂N pyrrolidin); 2.33 (3H, s, CH₃); 7.63 (1H, s, 3-CH thiophen). Mass-spectrum (EI, 70 eV), m/z ($I_{rel.}$ %): 326 [M]⁺ (21), 193 (29), 166 (7), 151 (43), 134 (11), 124 (17), 109 (16), 70 (100), 69 (11). Found, %: C 51.48; H 5.56; N 8.62; S 19.68. C₁₄H₁₈N₂O₃S₂. Calculated, %: C 51.51; H 5.56; N 8.58; S 19.64.

3,5-Dimethyl-4-[3-methyl-5-(morpholine-1-sulfonyl)-thiophen-2-yl]-isoxazole **62**. Yield is 81%, orange crystals, T melt. 128-130 °C. NMR ¹H (DMSO- d_6 , δ , ppm, J /Hz): 2.10 (3H, s, CH₃); 2.15 (3H, s, CH₃); 2.34 (3H, s, CH₃); 2.97 (4H, m, 2CH₂N morpholine); 3.69 (4H, m, 2CH₂O morpholine); 7.61 (1H, s, 3-CH thiophen). Mass-spectrum (EI, 70 eV), m/z ($I_{rel.}$ %): 342 [M]⁺ (30), 256 (5), 193 (16), 151 (30), 123 (6), 109 (15), 86 (39), 57 (12), 56 (100). Found, %: C 48.96; H 5.30; N 8.22; S 18.76. C₁₄H₁₈N₂O₄S₂. Calculated, %: C 49.11; H 5.30; N 8.18; S 18.72.

5-(3,5-Dmethylisoxazol-4-yl)-4-methylthiophene-2-sulphonic acid 4-methoxyphenylamide **63**. Yield is 73%, red-brown crystals, T melt. 121-123 °C. NMR ¹H (DMSO- d_6 , δ , ppm, J /Hz): 2.00 (3H, s, CH₃); 2.06 (3H, s, CH₃); 2.26 (3H, s, CH₃); 2.61 (3H, s, OCH₃); 3.7 (1H, d, J =5.6, 3-CH thiophene); 6.52 (1H, d, J =8.9, CH-Ar); 6.65 (1H, d, J =9.2, CH-Ar); 6.86 (1H, d, J =9.2, CH-Ar); 7.04 (1H, d, J =8.9, CH-Ar); 7.39 (1H, s, NH). Mass-spectrum (EI, 70 eV), m/z ($I_{rel.}$ %): 378 [M]⁺ (16), 151 (20), 122 (100), 109 (15), 95 (39), 79 (13), 69 (9), 65 (17). Found, %: C 53.89; H 4.80; N 7.44; S 16.98. C₁₇H₁₈N₂O₄S₂. Calculated, %: C 53.95; H 4.79; N 7.40; S 16.94.

4-(5-Acetylaminoisoxazol-3-yl)-benzenesulfonyl chloride **65(a)**. Yield is 78%, light-brown crystals, T melt. 107-109 °C. NMR ¹H (CDCl₃, δ , ppm, J /Hz): 6.30 (2H, s, NH₂); 7.49 (3H, t, H-3,4,5 Ar); 7.83 (2H, dd, J_1 =4.0, J_2 =3.7, H-2,6 Ar). Mass-spectrum (EI, 70 eV), m/z ($I_{rel.}$ %): 258 [M]⁺ (15), 243 (24), 208 (16), 172 (10), 115 (14), 102 (26), 89 (100). Found, %: C 43.86; H 3.02; N 9.36; S 10.68. C₁₁H₉ClN₂O₄S. Calculated, %: C 43.93; H 3.02; N 9.32; S 10.66.

5-Amino-3-(4-bromophenyl)isoxazole-4-sulfonyl chloride **65(b)**. Yield is 80%, brown crystals, T melt. 73-75 °C. NMR ¹H (CDCl₃, δ , ppm, J /Hz): 6.30 (2H, s, NH₂); 7.67 (4H, m, H-4 Ar). Mass-spectrum (EI, 70 eV), m/z ($I_{rel.}$ %): 337 [M]⁺ (79), 336 (61), 303 (71), 295 (27), 260 (35), 211 (19), 196 (25), 183 (15), 155 (26), 114 (19), 75 (59), 44 (100). Found, %: C 34.70; H 2.13; N 7.42; S 8.46. C₁₁H₈ClN₂O₄S. Calculated, %: C 34.80; H 2.12; N 7.38; S 8.45.

N-{3-[4-(pyrrolidin-1-sulfonyl)-phenyl]-isoxazol-5-yl}-acetamide **66**. Yield is 84%, yellow crystals, T melt. 95-97 °C. NMR ¹H (DMSO- d_6 , δ , ppm, J /Hz): 1.55 (4H, m, 2CH₂ pyrrolidine); 2.82 (4H, m, 2CH₂N pyrrolidine); 7.49 (3H, m, H-5,4,3 Ar); 7.74 (2H, s, NH₂); 7.85 (2H, m, H-2,6 Ar). Mass-spectrum (EI, 70 eV), m/z ($I_{rel.}$ %): 335 [M]⁺ (12), 323 (25), 190 (14), 189 (24), 132 (9), 70 (100), 69 (23), 42 (39). Found, %: C 53.56; H 5.11; N 12.59; S 9.58. C₁₅H₁₇N₃O₄S. Calculated, %: C 53.72; H 5.11; N 12.53; S 9.56.

N-{3-[4-(morpholine-4-sulfonyl)-phenyl]-isoxazol-5-yl}-acetamide **67**. Yield is 75%, white crystals, T melt. 138-140 °C. NMR ¹H (DMSO- d_6 , δ , ppm, J /Hz): 2.72 (4H, m, 2CH₂N morpholine); 3.37 (4H, m, 2CH₂O morpholine); 7.49 (3H, m, H-5,4,3 Ar); 9.87 (2H, s, NH₂);



7.85 (2H, m, H-2,6 Ar). Mass-spectrum (EI, 70 eV), m/z ($I_{rel.}$ %): 351 [M]⁺ (8), 315 (41), 286 (9), 182 (13), 88 (10), 87 (12), 86 (100), 70 (9), 57 (11). Found, %: C 51.12; H 4.88; N 12.02; S 9.14. $C_{15}H_{17}N_3O_5S$. Calculated, %: C 51.27; H 4.88; N 11.96; S 9.12.

N-{3-[4-(4-methoxyphenylsulphamoyl)-phenyl]-isoxazol-5-yl}-acetamide **68**. Yield is 73%, light-brown crystals, T melt. 110 -112 °C. NMR ¹H (DMSO- d_6 , δ , ppm, J /Hz): 3.62 (3H, s, OCH₃); 6.55 (2H, d, J =8.9, H-2 Ar₂); 6.75 (2H, d, J =8.9, H-2 Ar₂); 7.50 (3H, m, H-5,4,3 Ar); 7.64 (2H, s, NH₂); 7.79 (2H, m, H-2,6 Ar); 9.87 (1H, s, NH). Mass-spectrum (EI, 70 eV), m/z ($I_{rel.}$ %): 372 [M]⁺ (5), 308 (6), 122 (30), 95 (7), 79 (16), 64 (23), 50 (20), 43 (100). Found, %: C 55.64; H 4.43; N 10.90; S 8.29. $C_{18}H_{17}N_3O_5S$. Calculated, %: C 55.81; H 4.42; N 10.85; S 8.28.

3-(4-Bromophenyl)-4-(pyrrolidine-1-sulfonyl)-isoxazole-5-ylamine **69**. Yield is 81%, brown crystals, T melt. 62-63 °C. NMR ¹H (DMSO- d_6 , δ , ppm, J /Hz): 1.60 (4H, m, 2CH₂ pyrrolidine); 2.67 (4H, m, 2CH₂N pyrrolidine); 7.60 (2H, d, J =8.5, H-2 Ar); 7.71 (2H, d, J =8.5, H-2 Ar); 7.80 (2H, s, NH₂). Mass-spectrum (EI, 70 eV), m/z ($I_{rel.}$ %): 372 [M]⁺ (3), 240 (14), 238 (14), 202 (12), 185 (10), 79 (18), 75 (13), 52 (20), 45 (17), 43 (100). Found, %: C 41.16; H 3.33; N 11.35; S 8.63. $C_{13}H_{14}BrN_3O_3S$. Calculated, %: C 41.95; H 3.79; N 11.29; S 8.61.

3-(4-Bromophenyl)-4-(morpholine-4-sulfonyl)-isoxazole-5-ylamine **70**. Yield is 83%, brown crystals, T melt. 129-131 °C. NMR ¹H (DMSO- d_6 , δ , ppm, J /Hz): 2.76 (4H, m, 2CH₂N morpholine); 3.43 (4H, m, 2CH₂O morpholine); 7.60 (2H, d, J =8.5, H-2 Ar); 7.71 (2H, d, J =8.5, H-2 Ar); 7.90 (2H, s, NH₂). Mass-spectrum (EI, 70 eV), m/z ($I_{rel.}$ %): 388 [M]⁺ (6), 387 (37), 240 (56), 238 (56), 211 (16), 209 (18), 155 (15), 86 (88), 75 (18), 56 (100). Found, %: C 40.10; H 3.64; N 10.88; S 8.27. $C_{13}H_{14}BrN_3O_4S$. Calculated, %: C 40.22; H 3.63; N 10.82; S 8.26.

5-Amino-3-(4-bromophenyl)-isoxazole-4-sulphonic acid 4-methoxyphenylamide **71**. Yield is 75%, dark brown crystals, T melt. 77-79 °C. NMR ¹H (DMSO- d_6 , δ , ppm, J /Hz): 3.69 (3H, s, J =OSN₃); 6.70 (1H, s, H-4 isoxazole); 6.76 (2H, d, J =9.2, H-2 Ar₂); 6.82 (2H, d, J =9.2, H-2 Ar₂); 7.40 (2H, d, J =8.5, H-2 Ar₁); 7.62 (2H, d, J =8.5, H-2 Ar₁); 7.74 (2H, s, NH₂); 9.58 (1H, s, NH). Mass-spectrum (EI, 70 eV), m/z ($I_{rel.}$ %): 424 [M]⁺ (10), 423 (10), 240 (10), 185 (22), 183 (26), 157 (10), 155 (11), 139 (19), 122 (100), 95 (19), 80 (21), 64 (39). Found, %: C 45.16; H 3.33; N 9.95; S 7.57. $C_{16}H_{14}BrN_3O_4S$. Calculated, %: C 45.30; H 3.79; N 9.90; S 7.56.

References

1. Chinthakindi, P.K., Naicker, T., Thota, N., Govender, T., Kruger, H.G. & Arvidsson, P.I. (2017) Sulfonimidamides in Medicinal and Agricultural Chemistry, *Angew. Chem. Int. Ed.*, 56, pp. 4100–4109. DOI: 10.1002/anie.201610456.
2. Abd El-Karim, S.S., Anwar, M.M., Syam, Y.M., Nael, M.A., Ali, H.F. & Motaleb M.A. (2018) Rational design and synthesis of new tetralin-sulfonamide derivatives as potent anti-diabetics and DPP-4 inhibitors: 2D & 3D QSAR, in vivo radiolabeling and bio distribution studies, *Bioorg. Chem.*, 81, pp. 481–493. DOI: 10.1016/j.bioorg.2018.09.021.
3. Said, M.A., Eldehna, W.M., Nocentini, A., Fahim, S.H., Bonardi, A., Elgazar, A.A., Kryštof, V., Soliman, D.H., Abdel-Aziz, H.A., Gratter, P., Abou-Seri, S.M. & Supuran, C.T. (2020) Sulfonamide-based ring-fused analogues for CAN508 as novel carbonic anhydrase inhibitors endowed with antitumor activity: Design, synthesis, and in vitro biological evaluation, *Eur. J. Med. Chem.*, 189, 112019. DOI: 10.1016/j.ejmech.2019.112019.



4. **Moskalik, M.Y.** (2023) Sulfonamides with Heterocyclic Periphery as Antiviral Agents, *Molecules*, 28(1), pp. 51. DOI: 10.3390/molecules28010051.
5. **He F., Shi J., Wang Y., Wang S., Chen J., Gan X., Song B. & Hu D.** (2019) Synthesis, Antiviral Activity, and Mechanisms of Purine Nucleoside Derivatives Containing a Sulfonamide Moiety, *J. Agric. Food Chem.*, 67, pp. 8459–8467. DOI: 10.1021/acs.jafc.9b02681.
6. **Jiang, D., Chen, J., Zan, N., Li, C., Hu, D. & Song, B.** (2021) Discovery of Novel Chromone Derivatives Containing a Sulfonamide Moiety as Anti-ToCV Agents through the Tomato Chlorosis Virus Coat Protein-Oriented Screening Method, *J. Agric. Food Chem.*, 69, pp. 12126–12134. DOI: 10.1021/acs.jafc.1c02467.
7. **Delijewski, M. & Haneczok, J.** (2021) AI drug discovery screening for COVID-19 reveals zafirlukast as a repurposing candidate, *Med. Drug Discov.*, 9, pp. 100077. DOI: 10.1016/j.medidd.2020.100077.
8. **White, K., Esparza, M., Liang, J., Bhat, P., Naidoo, J., McGovern, B.L., Williams, M.A.P., Alabi, B.R., Shay, J., Niederstrasser, H., Posner, B., García-Sastre, A., Ready, J. & Fontoura, B.M.A.** (2021) Aryl Sulfonamide Inhibits Entry and Replication of Diverse Influenza Viruses via the Hemagglutinin Protein, *J. Med. Chem.*, 64, pp. 10951–10966. DOI: 10.1021/acs.jmedchem.1c00304.
9. **Shetnev, A.A., Volobueva, A.S., Panova, V.A., Zarubaev, V.V. & Baykov, S.V.** (2022) Design of 4-Substituted Sulfonamidobenzoic Acid Derivatives Targeting Coxsackievirus B3, *Life*, 12, pp. 1832. DOI: 10.3390/life12111832.
10. **Van Berkel, M.A. & Elefritz, J.L.** (2018) Evaluating off-label uses of acetazolamide, *Am. J. Health-Sys. Pharm.*, 75, pp. 524–531. DOI: 10.2146/ajhp170279.
11. **Masaret, G.S.** (2020) Synthesis, Docking and Antihypertensive Activity of Pyridone Derivatives, *Chem. Select.*, 5, pp. 13995–14003. DOI: 10.1002/slct.202003959.
12. **Dolensky, J., Hinteregger, C., Leitner, A., Seebacher, W., Saf, R., Belaj, F., Maser, P., Kaiser, M. & Weis, R.** (2022) Antiprotozoal Activity of Azabicyclo-Nonanes Linked to Tetrazole or Sulfonamide Cores, *Molecules*, 27(19), pp. 6217. DOI: 10.3390/molecules27196217.
13. **Khan, F., Mushtaq, S., Naz, S., Farooq, U., Zaidi, A., Bukhari, S., Rauf, A. & Mubarak, M.** (2018) Sulfonamides as potential bioactive scaffolds, *Curr. Org. Chem.*, 22, pp. 818–830. DOI: 10.2174/1385272822666180122153839.
14. **Wan, Y., Fang, G., Chen, H., Deng, X. & Tang, Z.** (2021) Sulfonamide derivatives as potential anti-cancer agents and their SARs elucidation, *Eur. J. Med. Chem.*, 226, pp. 113837. DOI: 10.1016/j.ejmech.2021.113837.
15. **Gul, H.I., Yamali, C., Sakagami, H., Angeli, A., Leitans, J., Kazaks, A., Tars, K., Ozgun, D.O. & Supuran, C.T.** (2018) New anticancer drug candidates sulfonamides as selective hCA IX or hCA XII inhibitors, *Bioorg. Chem.*, 77, pp. 411–419. DOI: 10.1016/j.bioorg.2018.01.021.
16. **Mirzaei, S., Eisvand, F., Hadizadeh, F., Mosaffa, F., Ghasemi, A. & Ghodsi, R.** (2020) Design, synthesis and biological evaluation of novel 5,6,7-trimethoxy-N-aryl-2-styrylquinolin-4-amines as potential anticancer agents and tubulin polymerization inhibitors, *Bioorg. Chem.*, 98, pp. 103711. DOI: 10.1016/j.bioorg.2020.103711.
17. **Abdel-Aziz, A.A.M., Angeli, A., El-Azab, A.S., Hammouda, M.E.A., El-Sherbeny, M.A. & Supuran, C.T.** (2019) Synthesis and anti-inflammatory activity of sulfonamides and carboxylates incorporating trimellitimidates: Dual cyclooxygenase/carbonic anhydrase inhibitory actions, *Bioorg. Chem.*, 84, pp. 260–268. DOI: 10.1016/j.bioorg.2018.11.033.
18. **Ferraroni, M., Angeli, A., Pinteala, M. & Supuran, C.T.** (2022) Sulfonamide diuretic azosemide as an efficient carbonic anhydrase inhibitor, *J. Mol. Struct.*, 1268(133672). DOI: 10.1016/j.molstruc.2022.133672.
19. **Shetnev, A., Shlenev, R., Efimova, J., Ivanovskii, S., Tarasov, A., Petzer, A. & Petzer, J.P.** (2019) 1,3,4-Oxadiazol-2-ylbenzenesulfonamides as privileged structures for the inhibition of monoamine oxidase B, *Bioorg. Med. Chem. Lett.*, 29, pp. 126677. DOI: 10.1016/j.bmcl.2019.126677.
20. **Ahmed, N.M., Lotfallah, A.H., Gaballah, M.S., Awad, S.M. & Soltan, M.K.** (2023) Novel 2 Thiouracil 5-Sulfonamide Derivatives: Design, Synthesis, Molecular Docking, and Biological Evaluation as Antioxidants with 15-LOX Inhibition, *Molecules*, 28(4), pp. 1925. DOI: 10.3390/molecules28041925.
21. **Kalinin, S., Kovalenko, A., Valtari, A., Nocentini, A., Gureev, M., Urtti, A., Korsakov, M., Supuran, C.T. & Krasavin, M.** (2022) 5-(Sulfamoyl)thien-2-yl 1,3-oxazole inhibitors of carbonic anhydrase II with



- hydrophilic periphery, *Journal of Enzyme Inhibition and Medicinal Chemistry*, 37(1), pp. 1005-1011. DOI: 10.1080/14756366.2022.2056733.
22. **Kletskov, A.V., Frontera, A., Sinelshchikova, A.A., Grigoriev, M.S., Zaytsev, V.P., Grudova, M.V., Bunev, A.S., Presnukhina, S., Shetnev, A. & Zubkov, F.I.** 2020 Straightforward Three-Component Synthesis of N',N''-Disubstituted N-Alkyl-1,3,5-Triazinanes, *Synlett*, 31, pp. 1067-1072. DOI: 10.1055/s-0039-1690900.
23. **Bahez, Y.A. & Srood, O.R.** (2022) Synthesis, Characterization, and Application of Metal-free Sulfonamide-Vitamin C Adduct to Improve the Optical Properties of PVA Polymer, *Arabian Journal of Chemistry*, 15(10), pp. 104096. DOI: 10.1016/j.arabjc.2022.104096.
24. **Sorbera, L.A., Leeson, P., Castaner, J. & Castaner, R.M.** (2001) *Drugs of the Future*, 26(2), pp. 133-140. DOI: 10.1358/dof.2001.026.02.610299.
25. **Agatayev, P.A., Shlenev, M.R., Tarasov, A.V. & Rybina, G.V.** (2020) Synthesis of 3-Cyanobenzen-1-Sulfonyl Chlorides, *From Chemistry Towards Technology Step-By-Step*, 1(1), pp. 95-103. DOI:10.52957/27821900_2020_01_181 [online]. Available at: <https://ystu.editorum.ru/ru/nauka/issue/5023/view> (accessed 20.02.2024) (in Russian).

Received 03.06.2024

Approved 07.06.2024

Accepted 10.06.2024